

SINGER

511W1,W2

LIST OF PARTS



MACHINES Nos. 511w1 and 511w2

THE SINGER MANUFACTURING COMPANY

INDEX

	PAGE
ACCESSORIES	26
MACHINE No. 511w1	7
" " 511w2	17
NUMERICAL LIST OF PARTS	31
OBSOLETE PARTS	29
SPEED REDUCING TRANSMITTER	27
TAPE SPOOL HOLDER	29

Instructions for Ordering

In ordering from this list, use **ONLY** the **PART** number in the **FIRST** column.

The number stamped on a Sewing Machine Part is the number of the Single Part only, except when the part includes Set Screws, Clamping Screws, Studs and Rollers Spun on, Small Wires riveted, or Parts soldered together, etc., which it is necessary to furnish in combination.

Every combination of parts sent out has its specific number which, although not stamped on Parts (except in above cases) must be used when ordering the combination.

Each number always indicates the **SAME PART** in whatever list it appears, or for whatever Machine.

The letters after some of the numbers indicate the style of finish only, as follows:

- A. Hardened, Polished and Plated.
- B. Polished and Plated.
- C. Hardened only.
- D. Polished only.
- E. Soft, not polished.
- F. Hardened and Polished.
- H. Blued.

These letters **MUST BE USED** when they appear in the is and **AFTER** the number, as in the list.

In this series

- 200001 to 201500 are Screw Numbers.
- 201501 to 201800 are Nut Numbers.
- 201801 to 202000 are Roller Numbers.
- 202001 and upward are numbers of Machine Parts.


The figures in the second column refer only to the plate in which the illustration of the part is shown and are **NOT TO BE USED** in ordering.

Two or more numbers over a cut indicate that the difference between such parts is not visible in an illustration.

Parts marked with an asterisk (*) are furnished only when repairs are made at the factory.

LIST OF PARTS COMPLETE

FOR



From the library of: Diamond Needle Corp

MACHINE No. 511w1

BUTTON TAPING

Threads the Tape into the Button and Automatically Cuts it to Length

For 20 and 22 ligne buttons

No.	Plate	Name
*261601	—	Arm
261602	14277	“ Cap with two 200363c
200047D	14278	“ “ Screw (2)
204235	14278	“ Position Pin (3)
200010E	14278	“ Screw (3)
202005	14278	“ “ Washer (3)
213010	14277	“ Shaft

No.	Plate	Name
261714	14279	Arm Shaft Bushing (back) with 202299
200574E	14278	Arm Shaft Bushing (back) Screw (3)
261715	14279	Arm Shaft Bushing (front) with 202299
200338C	14278	Arm Shaft Bushing (front) Set Screw
202299	—	Arm Shaft Bushing Oil Packing (wick)
204706	14279	Arm Shaft Connection with four 200054E (2)
200054E	14278	Arm Shaft Connection Screw
261603	14277	Balance Wheel with 200342c and 200347c
200926H	14278	Balance Wheel Adjusting Screw ..
200342c	14278	" " Position Screw
200347c	14278	" " Set Screw
*261604	—	Bed
261605	14277	" Cover with 200212D, 202119 and two 202120
202119	14278	Bed Cover Handle
200212D	14278	" " " Screw
202120	14278	" " Pin
202258	14279	" Hinge Connection (2)
200570E	14278	" " " Screw (4)
261606	14277	" Shaft
203248	14279	" " Bearing (back) with 202299
202299	—	Bed Shaft Bearing (back) Oil Packing (wick)
202126	14278	Bed Shaft Bearing (back) Position Pin
200516E	14278	Bed Shaft Bearing (back) Screw (2)
261711	14279	Bed Shaft Bearing (front)
200006E	14278	" " " " Screw (2)
225585	14278	Bed Shaft Bearing (front) Screw Washer (2)
203249	14279	Bed Shaft Bushing (eccentric) (2)
200362c	14278	" " " Set Screw (4) ..
203250	14278	" " Collar with two 200393c
200393c	14278	" " " Set Screw
261607	14279	Button Chute
201183D	14278	" " Screw
261709	14276	" Deflector
200125F	14278	" " Set Screw
261710	14276	" " Support with 200125F
350011D	14278	" " " Thumb Screw..

No.	Plate	Name
261608	14276	Button Deflector complete, Nos. 261709 and 261710
261745	14279	Button Ejector
940F	14278	" " Hinge Screw
200364c	14278	" " Position Screw
201529H	14278	" " " " Lock Nut
221913	14278	Button Ejector Spring
261753	14289	" Feeding Cam with 200383c and 200917c
200917c	14278	Button Feeding Cam Position Screw
200383c	14278	" " " Set Screw ..
261611	14280	" " Crank
261612	14280	" " " Link
200268F	14278	" " " " Hinge Screw
201532c	14278	" " " " " " Nut
201189c	14278	Button Feeding Crank Link Hinge Screw Stud
203244	14278	Button Feeding Crank Position Collar with two 200393c (2)
200393c	14278	Button Feeding Crank Position Collar Set Screw
201822	14278	Button Feeding Crank Roller
201843	—	" " " " 201822 with 200249F and 201525E
200249F	14278	Button Feeding Crank Roller Screw Stud
201525E	14278	Button Feeding Crank Roller Screw Stud Nut
261613	14281	Button Feeding Crank Spring
224385	14281	" " " " Hook (2)
261614	14280	Button Feeding Plate
261742	14281	" " " Guide Pin ..
200082E	14281	" " " Screw (2) ..
261615	14280	" " " Slide
261616	14280	" " " " Gib (left)
261617	14280	" " " " " (right)
222404	14281	" " " " " " Position Pin (2)
261618	14280	Button Guide
200126F	14281	" " Screw
206482	14281	" " " Washer
201040D	14281	" Pan and Gear Guard Clamping Screw (long)
200192D	14281	Button Pan and Gear Guard Clamping Screw (short)
261701	14276	Button Pan and Gear Guard Section (left)

No.	Plate	Name
261702	14276	Button Pan and Gear Guard Section (right)
261619	—	Button Pan and Gear Guard complete, Nos. 200192D 201040B, 261701 and 261702
261734	14281	Button Position Pin
261735	14281	" " " Cap
200583H	14281	" " " " Screw ..
261620	14280	" " Slide
261736	—	" " " 261620 with 261735, two each 200583H and 261734, for 20 and 22 ligne buttons
261621	14281	Button Position Slide Spring
261622	14280	" " " Bracket with 200047C, 201160E and 201528E
206455	14281	Button Position Slide Spring Bracket Position Pin (2)
200195D	14281	Button Position Slide Spring Bracket Screw (2)
201160E	14281	Button Position Slide Spring Screw Stud
200047C	14278	Button Position Slide Stop Screw
201528E	14281	" " " " " Nut
261623	14282	Button Sorter
261624	14281	" Spring
200180E	14281	" " Screw (2)
261625	14282	" Supporting Plate (back) with two 261742
261737	14281	Button Supporting Plate (back) Block (left)
261738	14281	Button Supporting Plate (back) Block (right)
200126F	14281	Button Supporting Plate (back) Block Screw
200194H	14281	Button Supporting Plate (back) Screw (2)
261626	14282	Button Supporting Plate (front)
261627	14282	" " " " Block
260772	14281	Button Supporting Plate (front) Position Pin (2)
200577H	14281	Button Supporting Plate (front) Screw (2)
261628	14282	Button Tube
261629	14282	" " Bushing (2)
200347C	14278	" " " Set Screw (2) ..
261630	14282	" " Driving Pulley with two 200362C

No.	Plate	Name
200362C	14278	Button Tube Driving Pulley Set Screw
261746	14282	Button Tube Extension
261632	14282	" " " Sleeve (split) (2)
261747	14281	Button Tube Extension Stop
261633	14282	" " Protecting Plate
261634	14281	" " " " Washer (2)
261716	14282	Button Tube Washer
261700	14277	Face Plate
202135	14281	" " Position Pin
200473B	14281	" " Thumb Screw
261635	14282	Hopper Ball Bearing with twelve 25362
25362	14281	Hopper Ball Bearing Ball
261636	14282	" " " Friction Washer (2)
225188	—	Hopper Belt, size $\frac{1}{2}$ in. diam., length 45 $\frac{1}{2}$ in., with 25127
25127	14281	Hopper Belt Hook
261638	14282	" " Idler (2)
204844	14282	" " " Stud (2)
200363C	14281	" " " " Set Screw
261639	14276	" Bracket with 350011D and two 200039E
200039E	14281	Hopper Bracket Pinch Screw
200059H	14281	" " Screw (4)
261748	14281	" " Spacing Washer
261640	14282	" Bushing
261641	14283	" Rotating Counter Shaft ..
261642	14283	" " " " Gear (lower) with two 200378C
200378C	14281	Hopper Rotating Counter Shaft Gear (lower) Set Screw
261643	14283	Hopper Rotating Counter Shaft Gear (upper) with two 200403C ..
200403C	14281	Hopper Rotating Counter Shaft Gear (upper) Set Screw
261644	14283	Hopper Rotating Gear (lower) ..
200074F	14281	" " " " Screw (2)
261645	14283	Hopper Rotating Gear (upper) ..
200066D	14281	" " " " Screw
200032D	14281	" Screw
*261646	—	" Section
*261647	—	" "
261648	14276	Hopper complete, Nos. 200066D, 261623, 261640, 261645 to 261647 and four 200032D

No.	Plate	Name
261649	14284	Knife
261650	14284	" Cam with 200383c and 201220c
261651	14284	" " Follower
200065c	14284	" " " Screw (2)
201220c	14284	" " Position Screw
200383c	14278	" " Set Screw
261652	14284	" Cutting Plate
261653	14283	" " " Block
200023E	14284	" " " Screw (2)
200076D	14284	" " " Screw (2)
261654	14283	" Lever with two each 200363c and 202135
200363c	14281	Knife Lever Set Screw
261655	14283	" " Shaft
203244	14278	" " " Collar with two 200393c
200393c	14278	Knife Lever Shaft Collar Set Screw
202299	—	" " " Oil Packing (wick) (2)
200840E	14284	Knife Lever Shaft Oil Packing Stop Screw (2)
261656	14284	Knife Lever Spring
261657	14284	" " Adjusting Collar with two 200383c
200383c	14278	Knife Lever Spring Adjusting Col- lar Set Screw
200082D	14281	Knife Screw
202135	14281	" Stop Pin
261658	14283	Tape Clamping Cam with 200383c and 200917c
200917c	14278	Tape Clamping Cam Position Screw
200383c	14278	" " " Set Screw ...
261659	14283	" " Finger
200064F	14284	" " " Screw
261660	14283	" " " Shaft
202305	14284	" " " " Center (2)
200043c	14284	" " " " " Set Screw (2)
261661	14284	Tape Clamping Finger Spring
261657	14284	" " " " Adjust- ing Collar with two 200383c
200383c	14278	Tape Clamping Finger Spring Ad- justing Collar Set Screw
261662	14283	Tape Clamping Lever with 200374c, 200440c, 201102c and 201868
200440c	14284	Tape Clamping Lever Position Screw
201868	14284	Tape Clamping Lever Roller
201102c	14284	" " " " Screw Stud

No.	Plate	Name
201526E	14284	Tape Clamping Lever Roller Screw Stud Nut
200374c	14284	Tape Clamping Lever Set Screw ..
261663	14283	" Drawing Crank
203242	14284	" " " Bevel Gear with two 200383c
200383c	14278	Tape Drawing Crank Bevel Gear Set Screw
261664	14283	Tape Drawing Crank Bracket
250397	14284	" " " " Posi- tion Pin (2)
200029c	14284	Tape Drawing Crank Bracket Screw (2)
261665	14284	Tape Drawing Crank Driving Bevel Gear with 200383c and 200441c
200441c	14284	Tape Drawing Crank Driving Bevel Gear Position Screw
200383c	14278	Tape Drawing Crank Driving Bevel Gear Set Screw
261666	14286	Tape Drawing Lever
200095B	14285	" " " Cap Screw
261739	14285	" " " " " Washer
261667	14286	Tape Drawing Lever Connection (crank end)
261668	14286	Tape Drawing Lever Connection (lever end)
350103E	14285	Tape Drawing Lever Connection Adjusting Screw
201652E	14285	Tape Drawing Lever Connection Adjusting Screw Nut
261740	14285	Tape Drawing Lever Connection Adjusting Screw Sleeve
235524	14285	Tape Drawing Lever Connection Adjusting Screw Washer
200073E	14285	Tape Drawing Lever Connection Cap Screw
200064F	14284	Tape Drawing Lever Connection Screw
261669	—	Tape Drawing Lever Connection complete, Nos. 261667, 261668 and two 200064F
261670	14286	Tape Drawing Lever Trip Lever
261671	14286	" " " " " Bracket
205508	14285	Tape Drawing Lever Trip Lever Bracket Position Pin (2)
200053c	14285	Tape Drawing Lever Trip Lever Bracket Screw (2)

No.	Plate	Name
200277H	14285	Tape Drawing Lever Trip Lever Hinge Screw
261672	14285	Tape Drawing Lever Trip Lever Spring
261749	14286	Tape Drawing Slide with 261752 and two 261751
261674	14286	Tape Drawing Slide Gib (2)
200048D	14285	" " " " Screw (4)
261675	14286	" " " " Spring....
200076D	14284	" " " " " Screw (2)
261752	14285	Tape Drawing Slide Plate
261751	14285	" " " " Pin
261676	14285	" Hook (2)
261677	14285	" " Bar
207072	14285	" " " Bushing (lower) ..
234043	14285	" " " " (upper)
200352c	14285	" " " " " Set Screw
214215	14285	Tape Hook Bar Connecting Link
224341	14285	" " " " " "
		Hinge Stud with 202254
202254	—	Tape Hook Bar Connecting Link Hinge Stud Oil Packing (wick) ..
200362c	14278	Tape Hook Bar Connecting Link Hinge Stud Set Screw
204249	14285	Tape Hook Bar Connecting Stud with 200072c and 202277
202277	—	Tape Hook Bar Connecting Stud Oil Packing (wick)
200072c	14285	Tape Hook Bar Connecting Stud Pinch Screw
261679	14286	Tape Hook Bar Driving Crank with 200374c and 200438c
261680	—	Tape Hook Bar Driving Crank 261679 with 200362c and 224341..
203172	14285	Tape Hook Bar Driving Crank Friction Washer
200438c	14285	Tape Hook Bar Driving Crank Position Screw
200374c	14284	Tape Hook Bar Driving Crank Set Screw
261681	14286	Tape Hook Bar Sleeve
261682	14287	" " " Spring
204758	14287	" " " Stop Block
200610c	14287	" " " " " Screw (2)
261683	14287	Tape Hook Holder with 200068H and two 200125F

No.	Plate	Name
200068H	14287	Tape Hook Holder Screw
200125F	14278	" " Set Screw
261684	14286	" " Stripper Plate with 200364c and 201529H
200205F	14287	Tape Hook Stripper Plate Screw (2)
261685	14287	Tape Leader
261686	14287	" " Guide Plate
200076D	14284	" " " " Screw
206482	14281	" " " " " Washer
261687	14286	" " Slide
261688	14287	" " " Guide Block
200031F	14287	" " " " " Screw (2)
261689	14287	Tape Leader Slide Operating Lever
	72D	" " " " " "
	1520E	14287 Tape Leader Slide Operating Lever Hinge Screw
		Hinge Screw Nut
261690	14287	Tape Leader Slide Operating Plate with 200055c and 201537H
200055c	14287	Tape Leader Slide Operating Plate Adjusting Screw
201537H	14287	Tape Leader Slide Operating Plate Adjusting Screw Nut
201215F	14287	Tape Leader Slide Operating Plate Screw (2)
206482	14281	Tape Leader Slide Operating Plate Screw Washer (2)
261691	14287	Tape Leader Slide Spring
203060	14287	" " " " Hook (2).
200081c	14287	" " " Stop Screw
261719	14287	" " " " " "
		Bracket with 200081c and 201536E
200118F	14287	Tape Leader Slide Stop Screw Bracket Screw (2)
201536E	14287	Tape Leader Slide Stop Screw Nut
261750	14286	Tape Position Lever
261693	14287	" " " Friction Plate
201015F	14287	" " " " " "
		Screw (2)
	940F	14278 Tape Position Lever Hinge Screw
261694	14287	" " " Operating Plate
261695	14287	" " " " " "
		Position Pin (long)
261696	14287	Tape Position Lever Operating Plate Position Pin (short)
200582c	14288	Tape Position Lever Operating Plate Screw (2)

No.	Plate	Name
206053	14288	Tape Position Lever Spring
201162c	14288	" " " " Screw Stud
261741	14288	Tape Position Lever Stop (adjustable)
200118F	14287	Tape Position Lever Stop Screw
206482	14281	" " " " Washer
261697	14288	Tape Tension Block
200289D	14288	" " " Hinge Screw ..
261698	14288	" " " Spring
261699	14286	" " Plate
200247F	14288	" " " Hinge Screw ...
260772	14281	" " " Position Pin ...
208789	14288	" " " Spring

LIST OF PARTS COMPLETE

FOR

MACHINE No. 511w2

BUTTON TAPING

Threads the Tape into the Button and Automatically Cuts it to Length

For 23 and 24 ligne buttons

No.	Plate	Name
*261601	—	Arm
261602	14277	" Cap with two 200363c
200047D	14278	" " Screw (2)
204235	14278	" Position Pin (3)
200010E	14278	" Screw (3)
202005	14278	" " Washer (3)
213010	14277	" Shaft
261714	14279	" " Bushing (back) with 202299
200574E	14278	Arm Shaft Bushing (back) Screw (3)
261715	14279	Arm Shaft Bushing (front) with 202299
200338c	14278	Arm Shaft Bushing (front) Set Screw
202299	—	Arm Shaft Bushing Oil Packing (wick)
204706	14279	Arm Shaft Connection with four 200054E (2)
200054E	14278	Arm Shaft Connection Screw
261603	14277	Balance Wheel with 200342c and 200347c
200926H	14278	Balance Wheel Adjusting Screw ..
200342c	14278	" " Position Screw
200347c	14278	" " Set Screw
*261841	—	Bed
261605	14277	" Cover with 200212D, 202119 and two 202120
202119	14278	Bed Cover Handle
200212D	14278	" " " Screw
202120	14278	" " Pin
202258	14279	" Hinge Connection (2)
200570E	14278	" " " Screw (4)
261606	14277	" Shaft

No.	Plate	Name
203248	14279	Bed Shaft Bearing (back) with 202299
202299	—	Bed Shaft Bearing (back) Oil Packing (wick)
202126	14278	Bed Shaft Bearing (back) Position Pin
200516E	14278	Bed Shaft Bearing (back) Screw (2)
261711	14279	Bed Shaft Bearing (front)
200006E	14278	" " " " Screw (2)
225585	14278	Bed Shaft Bearing (front) Screw Washer (2)
203249	14279	Bed Shaft Bushing (eccentric) (2)
200362C	14278	" " " Set Screw (4) ..
203250	14278	" " Collar with two 200393C
200393C	14278	" " " Set Screw
261607	14279	Button Chute
201183D	14278	" " Screw
261709	14276	" Deflector
200125F	14278	" " Set Screw
261710	14276	" " Support with 200125F
350011D	14278	" " " Thumb Screw.
261608	14276	Button Deflector complete, Nos. 261709 and 261710
261846	14289	Button Ejector with 261847 and two 200126F
261847	14288	Button Ejector Adjustable Stop
200126F	14281	" " " " " Screw
940F	14278	Button Ejector Hinge Screw
200364C	14278	" " Position Screw
201529H	14278	" " " " Lock Nut
225639	14288	Button Ejector Spring
261753	14289	" Feeding Cam with 200383C and 200917C
200917C	14278	Button Feeding Cam Position Screw
200383C	14278	Button Feeding Cam Set Screw ..
261611	14280	" " Crank
261612	14280	" " " Link
200268F	14278	" " " " Hinge Screw
201532C	14278	Button Feeding Crank Link Hinge Screw Nut
201189C	14278	Button Feeding Crank Link Hinge Screw Stud
203244	14278	Button Feeding Crank Position Col- lar with two 200393C (2)

No.	Plate	Name
200393C	14278	Button Feeding Crank Position Col- lar Set Screw
201822	14278	Button Feeding Crank Roller
201843	—	" " " " 201822 with 200249F and 201525E
200249F	14278	Button Feeding Crank Roller Screw Stud
201525E	14278	Button Feeding Crank Roller Screw Stud Nut
261613	14281	Button Feeding Crank Spring
224385	14281	" " " " Hook (2)
261803	14289	Button Feeding Plate
261742	14281	" " " Guide Pin ..
200082E	14281	" " " Screw (2) ..
261615	14280	" " " Slide
261616	14280	" " " " Gib (left)
261804	14289	" " " " " Shim
261617	14280	Button Feeding Plate Slide Gib (right)
222404	14281	Button Feeding Plate Slide Gib (right) Position Pin (2)
261805	14289	Button Feeding Plate Slide Gib (right) Shim
261618	14280	Button Guide
200126F	14281	" " Screw
206482	14281	" " " Washer
201040D	14281	" Pan and Gear Guard Clamp- ing Screw (long)
200192D	14281	Button Pan and Gear Guard Clamp- ing Screw (short)
261701	14276	Button Pan and Gear Guard Section (left)
261702	14276	Button Pan and Gear Guard Section (right)
261619	—	Button Pan and Gear Guard com- plete, Nos. 200192D, 201040D, 261701 and 261702
261806	14288	Button Position Pin
261807	14288	" " " Cap
261842	14288	" " " "
200583H	14281	" " " " Screw ..
261808	14289	" " Slide
261843	—	" " "
261809	—	" " " 261808 with 261807, two each 200583H and 261806, for 23 and 24 ligne agate and 24 ligne bone buttons

No.	Plate	Name
261844	14289	Button Position Slide 261843 with 261842, two each 200583H and 261806, for 23 ligne bone buttons
261621	14281	Button Position Slide Spring
261622	14280	" " " " Bracket with 200047c, 201160E and 201528E
206455	14281	Button Position Slide Spring Bracket Position Pin (2)
200195D	14281	Button Position Slide Spring Bracket Screw (2)
201160E	14281	Button Position Slide Spring Screw Stud
200047c	14278	Button Position Slide Stop Screw
201528E	14281	" " " " " Nut
261810	14289	Button Sorter
261624	14281	" Spring
200180E	14281	" " Screw (2)
261811	14289	" Supporting Plate (back) with two 261742
261737	14281	Button Supporting Plate (back) Block (left)
261738	14281	Button Supporting Plate (back) Block (right)
200126F	14281	Button Supporting Plate (back) Block Screw
200009E	14288	Button Supporting Plate (back) Screw (2)
261626	14282	Button Supporting Plate (front)
261812	14289	" " " " Block
260772	14281	Button Supporting Plate (front) Position Pin (2)
200577H	14281	Button Supporting Plate (front) Screw (2)
261813	14289	Button Tube
261814	14289	" " Bushing (2)
200347c	14278	" " " Set Screw (2)
261815	14289	" " Driving Pulley with two 200362c
200362c	14278	Button Tube Driving Pulley Set Screw
261848	14289	Button Tube Extension
261817	14289	" " " Sleeve (split) (2)
261747	14281	Button Tube Extension Stop
261849	14289	" " Protecting Plate
261634	14281	" " " " Washer (2)

No.	Plate	Name
261819	14290	Button Tube Washer
261700	14277	Face Plate
202135	14281	" " Position Pin
200473B	14281	" " Thumb Screw
261820	14290	Hopper Ball Bearing with twelve 25362
25362	14281	Hopper Ball Bearing Ball
261821	14290	" " " Friction Washer (2)
225188	---	Hopper Belt, size $\frac{1}{4}$ in. diam., length 45 $\frac{1}{4}$ in., with 25127
25127	14281	Hopper Belt Hook
261638	14282	" " Idler (2)
204844	14282	" " " Stud (2)
200363G	14281	" " " " Set Screw.
261639	14276	" Bracket with 350011D and two 200039E
200039E	14281	Hopper Bracket Pinch Screw
200059H	14281	" " Screw (4)
261748	14281	" " Spacing Washer ...
261822	14290	" Bushing
261641	14283	" Rotating Counter Shaft
261642	14283	" " " " Gear (lower) with two 200378c
200378c	14281	Hopper Rotating Counter Shaft Gear (lower) Set Screw
261643	14283	Hopper Rotating Counter Shaft Gear (upper) with two 200403c
200403c	14281	Hopper Rotating Counter Shaft Gear (upper) Set Screw
261823	14290	Hopper Rotating Gear (lower) ...
200074F	14281	" " " " Screw (2)
261645	14283	Hopper Rotating Gear (upper)
200066D	14281	" " " " Screw
200032D	14281	" Screw
*261646	---	" Section
*261647	---	" "
261824	---	Hopper complete, Nos. 200066D, 261645 to 261647, 261810, 261822 and four 200032D
261825	14288	Knife
261650	14284	" Cam with 200383c and 201220c
261651	14284	" " Follower
200065c	14284	" " " Screw (2)
201220c	14284	" " Position Screw
200383c	14278	" " Set Screw
261826	14288	" Cutting Plate, for tape 2 $\frac{1}{2}$ in. long

No.	Plate	Name
261845	14288	Knife Cutting Plate, for tapes 2 and 2½ in. long
261827	14290	Knife Cutting Plate Block
200023E	14284	" " " " Screw (2)
261828	14288	" " " " Position Plate
201176E	14288	" " " " " "
		Screw
200076D	14284	Knife Cutting Plate Screw (2)
261654	14283	" Lever with two each 200363c and 202135
200363C	14281	Knife Lever Set Screw
261655	14283	" " Shaft
203244	14278	" " " Collar with two 200393c
200393C	14278	Knife Lever Shaft Collar Set Screw
202299	—	" " " Oil Packing (wick) (2)
200840E	14284	Knife Lever Shaft Oil Packing Stop Screw (2)
261656	14284	Knife Lever Spring
261657	14284	" " " Adjusting Collar with two 200383c
200383C	14278	Knife Lever Spring Adjusting Collar Set Screw
200082D	14281	Knife Screw
202135	14281	" Stop Pin
261829	14290	Tape Clamping Cam with 200383c and 200917c
200917C	14278	Tape Clamping Cam Position Screw
200383C	14278	" " " Set Screw ...
261830	14290	" " Finger
200064F	14284	" " " Screw
261660	14283	" " " Shaft
202305	14284	" " " " Center (2)
200043C	14284	" " " " " Set Screw (2)
261661	14284	Tape Clamping Finger Spring
261657	14284	" " " " " Adjusting Collar with two 200383c
200383C	14278	Tape Clamping Finger Spring Adjusting Collar Set Screw
261662	14283	Tape Clamping Lever with 200374c, 200440c, 201102c and 201868 ..
200440C	14284	Tape Clamping Lever Position Screw
201868	14284	Tape Clamping Lever Roller
201102C	14284	" " " " " Screw Stud
201526E	14284	Tape Clamping Lever Roller Screw Stud Nut

No.	Plate	Name
200374C	14284	Tape Clamping Lever Set Screw ..
261663	14283	" Drawing Crank
203242	14284	" " " Bevel Gear with two 200383c
200383C	14278	Tape Drawing Crank Bevel Gear Set Screw
261664	14283	Tape Drawing Crank Bracket
250397	14284	" " " " " Position Pin (2)
200029C	14284	Tape Drawing Crank Bracket Screw (2)
261665	14284	Tape Drawing Crank Driving Bevel Gear with 200383c and 200441c..
200441C	14284	Tape Drawing Crank Driving Bevel Gear Position Screw
200383C	14278	Tape Drawing Crank Driving Bevel Gear Set Screw
261831	14290	Tape Drawing Lever
200095B	14285	" " " Cap Screw
261739	14285	" " " " " Washer
261667	14286	Tape Drawing Lever Connection (crank end)
261668	14286	Tape Drawing Lever Connection (lever end)
350103E	14285	Tape Drawing Lever Connection Adjusting Screw
201652E	14285	Tape Drawing Lever Connection Adjusting Screw Nut
261740	14285	Tape Drawing Lever Connection Adjusting Screw Sleeve
235524	14285	Tape Drawing Lever Connection Adjusting Screw Washer
200073E	14285	Tape Drawing Lever Connection Cap Screw
200064F	14284	Tape Drawing Lever Connection Screw (2)
261669	—	Tape Drawing Lever Connection complete, Nos. 261667, 261668 and two 200064F
261850	14290	Tape Drawing Slide with 261852 and two 261751
261674	14286	Tape Drawing Slide Gib (2)
200048D	14285	" " " " " Screw (4)
261675	14286	" " " " " Spring
200076D	14284	" " " " " " Screw (2)
261852	14288	Tape Drawing Slide Plate
261751	14285	" " " " " Pin ...

No.	Plate	Name
261834	14288	Tape Hook (2)
261677	14285	" " Bar
207072	14285	" " " Bushing (lower) ..
234043	14285	" " " " (upper)
200352c	14285	" " " " " Set Screw
214215	14285	Tape Hook Bar Connecting Link
224341	14285	" " " " "
		Hinge Stud with 202254
202254	—	Tape Hook Bar Connecting Link Hinge Stud Oil Packing (wick)
200362c	14278	Tape Hook Bar Connecting Link Hinge Stud Set Screw
204249	14285	Tape Hook Bar Connecting Stud with 200072c and 202277
202277	—	Tape Hook Bar Connecting Stud Oil Packing (wick)
200072c	14285	Tape Hook Bar Connecting Stud Pinch Screw
261679	14286	Tape Hook Bar Driving Crank with 200374c and 200438c
261680	—	Tape Hook Bar Driving Crank 261679 with 200362c and 224341
203172	14285	Tape Hook Bar Driving Crank Fric- tion Washer
200438c	14285	Tape Hook Bar Driving Crank Po- sition Screw
200374c	14284	Tape Hook Bar Driving Crank Set Screw
261681	14286	Tape Hook Bar Sleeve
261682	14287	" " " Spring
204758	14287	" " " Stop Block
200610c	14287	" " " " " Screw (2)
261835	14288	Tape Hook Holder with 200068H and two 200125F
200068H	14287	Tape Hook Holder Screw
200125F	14278	" " Set Screw
261684	14286	" " Stripper Plate with 200364c and 201529H
200205F	14287	Tape Hook Stripper Plate Screw (2)
261836	14288	Tape Leader
261686	14287	" " Guide Plate
200076D	14284	" " " " Screw
206482	14281	" " " " Washer
261837	14290	" " Slide
261688	14287	" " " Guide Block
200031F	14287	" " " " Screw (2)

No.	Plate	Name
261689	14287	Tape Leader Slide Operating Lever
72D	14287	" " " " "
		Hinge Screw
1520E	14287	Tape Leader Slide Operating Lever Hinge Screw Nut
261838	14288	Tape Leader Slide Operating Plate with 200055c and 201537H
200055c	14287	Tape Leader Slide Operating Plate Adjusting Screw
201537H	14287	Tape Leader Slide Operating Plate Adjusting Screw Nut
201215F	14287	Tape Leader Slide Operating Plate Screw (2)
206482	14281	Tape Leader Slide Operating Plate Screw Washer (2)
261691	14287	Tape Leader Slide Spring
203060	14287	" " " " Hook (2)
200081c	14287	" " " Stop Screw
261719	14287	" " " " Bracket et with 200081c and 201536E ...
200118F	14287	Tape Leader Slide Stop Screw Bracket Screw (2)
201536E	14287	Tape Leader Slide Stop Screw Nut
261851	14290	" Position Lever
261840	14288	" " " Friction Plate
201015F	14287	" " " " " Screw (2)
940F	14278	Tape Position Lever Hinge Screw
261694	14287	" " " Operating Plate
261695	14287	" " " " "
		Position Pin (long)
261696	14287	Tape Position Lever Operating Plate Position Pin (short).....
200582c	14288	Tape Position Lever Operating Plate Screw (2)
206053	14288	Tape Position Lever Spring
201162c	14288	" " " " Screw Stud
261741	14288	Tape Position Lever Stop (adjust- able)
200118F	14287	Tape Position Lever Stop Screw
206482	14281	" " " " " Washer
261697	14288	Tape Tension Block
200289D	14288	" " " Hinge Screw ..
261698	14288	" " " Spring
261699	14286	" " Plate
200247F	14288	" " " Hinge Screw ...
260772	14281	" " " Position Pin
208789	14288	" " " Spring

ACCESSORIES

FOR MACHINE No. 511w1

No.	Plate	Name
*261712	—	Button Hook Blade
*225483	—	" " Handle
261713	14292	Button Hook complete, Nos. 225483 and 261712
261734	14281	Button Position Pin
261624	14281	" Spring
*225484	—	Screw Driver Blade
*225485	—	" " Handle
225498	14292	Screw Driver complete (7½ in. long), Nos. 225484 and 225485 ..
261676	14285	Tape Hook (12)
35095	14292	Tweezers

BED FRAME

227341	—	Bed Frame (iron) with four each 225589 and wood screws 1 in., No. 13
225589	14293	Bed Frame Cushion (leather)
225591	14292	" " Stop Chain with two 225592
225592	14292	Bed Frame Stop Chain Hook
200724c	14293	" " Wing Screw
227096	—	Bed Frame (iron) complete, Nos. 200724c, 225591 and 227341

TREADLE AND PITMAN

126036	—	Treadle
126037	—	" 126036 with 134E and 126038
126038	—	" Extension
134E	—	" " Screw
202468	14295	" Pitman Rod (lower or upper)
204126	14295	" " " Clamp with two 200530c
200530c	14293	Treadle Pitman Rod Clamp Set Screw
227980	14295	Treadle Pitman complete, Nos. 204126 and two 202468
204127	14295	Treadle Stand (left) with two wood screws 1 in., No. 13

No.	Plate	Name
204128	14295	Treadle Stand (right) with two wood screws 1 in., No. 13
126039	—	Treadle complete, Nos. 126037, 204127 and 204128
228192	—	Treadle and Pitman complete, Nos. 126039 and 227980

FOR MACHINE No. 511w2

Same as for Machine No. 511w1 with the
following exceptions:

261806	14288	Button Position Pin
261834	14288	Tape Hook (2)

SPEED REDUCING TRANSMITTER

4 to 1 Reduction

232995	14294	Speed Reducing Transmitter Driv- ing Pulley with two 436c
436c	14293	Speed Reducing Transmitter Driv- ing Pulley Set Screw
261720	14295	Speed Reducing Transmitter Driv- ing Pulley Shaft
261721	14294	Speed Reducing Transmitter Frame
261722	14295	" " " Gear with two 436c
261723	14295	Speed Reducing Transmitter Gear Driving Pinion with two 436c ..
436c	14293	Speed Reducing Transmitter Gear Driving Pinion Set Screw
261724	14294	Speed Reducing Transmitter Gear Guard (lower half)
261725	14294	Speed Reducing Transmitter Gear Guard (upper half)
200024c	14293	Speed Reducing Transmitter Gear Guard Screw
436c	14293	Speed Reducing Transmitter Gear Set Screw

No.	Plate	Name
261726	14295	Speed Reducing Transmitter Gear Shaft
204246	14293	Speed Reducing Transmitter Gear Shaft Collar with two 200383c ..
200383c	14278	Speed Reducing Transmitter Gear Shaft Collar Set Screw
261727	14295	Speed Reducing Transmitter Pulley (loose) with 261730
261728	14295	Speed Reducing Transmitter Pulley Driving Collar with 261730 and two 436c
436c	14293	Speed Reducing Transmitter Pulley Driving Collar Set Screw
261729	14295	Speed Reducing Transmitter Pulley Driving Collar Spring
261730	14295	Speed Reducing Transmitter Pulley Driving Stud
261731	14294	Speed Reducing Transmitter Starting Handle with two 200524c ..
200524c	14293	Speed Reducing Transmitter Starting Handle Set Screw
261732	14295	Speed Reducing Transmitter Starting Handle Shaft
204246	14293	Speed Reducing Transmitter Starting Handle Shaft Collar with two 200383c
200383c	14278	Speed Reducing Transmitter Starting Handle Shaft Collar Set Screw
261733	—	Speed Reducing Transmitter complete, Nos. 232995, 261720 to 261729, 261731, 261732, three 204246, four 200024c and three wood screws 1¼ in., No. 15

TAPE SPOOL HOLDER

No.	Plate	Name
261703	14292	Tape Spool Rod
261704	14292	" " " Base with 200382c and three wood screws 1 in., No. 10
261705	14293	Tape Spool Rod Center
261706	14292	" " " " Post with 200731E
200382c	14293	Tape Spool Rod Center Post Set Screw
200731E	14293	Tape Spool Rod Center Thumb Screw
261707	14292	Tape Spool Rod Cone with 200731E
200731E	14293	" " " " Thumb Screw
261708	—	Tape Spool Holder complete, Nos. 261703 and two each 261704 to 261707

OBSOLETE PARTS

261801	14291	Button Ejector, for Machine No. 511w2
261609	14291	Button Ejector, for Machine No. 511w1
261816	14291	Button Tube Extension, for Machine No. 511w2
261631	14291	Button Tube Extension, for Machine No. 511w1
261818	14291	Button Tube Protecting Plate
261832	14291	Tape Drawing Lever Trip Lever..
261833	14291	" " Slide with 261852 and two 261751
261673	14291	Tape Drawing Slide with 261752 and two 261751
261839	14291	Tape Position Lever, for Machine No. 511w2
261692	14291	Tape Position Lever, for Machine No. 511w1

**NUMERICAL LIST OF PARTS
FOR
MACHINES
Nos. 511w1 and 511w2**

NUMERICAL LIST OF PARTS

No.	Plate	Name
72b	14287	Tape Leader Slide Operating Lever Hinge Screw
134f		Treadle Extension Screw, for 126037
436c	14293	Speed Reducing Transmitter Driving Pulley Set Screw, for 232995
436c	14293	Speed Reducing Transmitter Gear Driving Pinion Set Screw, for 261723
436c	14293	Speed Reducing Transmitter Gear Set Screw, for 261722
436c	14293	Speed Reducing Transmitter Pulley Driving Collar Set Screw, for 261728
949f	14278	Button Ejector Hinge Screw
940f	14278	Tape Position Lever Hinge Screw
1520f	14287	" Leader Slide Operating Lever Hinge Screw Nut
25127	14281	Hopper Belt Hook, for 225188 ...
25362	14281	" Ball Bearing Ball, for 261635 and 261820
35095	14292	Tweezers
126036		Treadle, for 126037
126037		" 126036 with 134f and 126038, for 126039
126038		Treadle Extension, for 126037
126039		Treadle complete, Nos. 126037, 204127 and 204128, for 228192 ...
200006f	14278	Red Shaft Bearing (front) Screw
200009f	14288	Button Supporting Plate (back) Screw, for Machine No. 511w2...
200010f	14278	Arm Screw
200023f	14284	Knife Cutting Plate Block Screw...
200024c	14293	Speed Reducing Transmitter Gear Guard Screw, for 261733
200029c	14284	Tape Drawing Crank Bracket Screw
200031f	14287	" Leader Slide Guide Block Screw
200032f	14281	Hopper Screw, for 261648 and 261824
200039f	14281	Hopper Bracket Pinch Screw, for 261639
200043c	14284	Tape Clamping Finger Shaft Center Set Screw
200047d	14278	Arm Cap Screw

From the library of: Diamond Needle Corp

No.	Plate	Name
200047C	14278	Button Position Slide Stop Screw, for 261622
200048D	14285	Tape Drawing Slide Gib Screw ..
200053C	14285	" " Lever Trip Lever Bracket Screw, for Machine No. 511w1
200054E	14278	Arm Shaft Connection Screw, for 204706
200055C	14287	Tape Leader Slide Operating Plate Adjusting Screw, for 261690 and 261838
200059H	14281	Hopper Bracket Screw
200064F	14284	Tape Clamping Finger Screw
200064F	14284	" Drawing Lever Connection Screw, for 261669
200065C	14284	Knife Cam Follower Screw
200066D	14281	Hopper Rotating Gear (upper) Screw, for 261648 and 261824 ..
200068H	14287	Tape Hook Holder Screw, for 261683 and 261835
200072C	14285	Tape Hook Bar Connecting Stud Pinch Screw, for 204249
200073E	14285	Tape Drawing Lever Connection Cap Screw
200074F	14281	Hopper Rotating Gear (lower) Screw
200076D	14284	Knife Cutting Plate Screw
200076D	14284	Tape Drawing Slide Gib Spring Screw
200076D	14284	Tape Leader Guide Plate Screw ..
200081C	14287	" " Slide Stop Screw, for 261719
200082E	14281	Button Feeding Plate Screw
200082D	14281	Knife Screw
200095B	14285	Tape Drawing Lever Cap Screw..
200118F	14287	" Leader Slide Stop Screw Bracket Screw
200118F	14287	Tape Position Lever Stop Screw..
200125F	14278	Button Deflector Set Screw, for 261710
200125F	14278	Tape Hook Set Screw, for 261683 and 261835
200126F	14281	Button Ejector Adjustable Stop Screw, for 261846
200126F	14281	Button Guide Screw
200126F	14281	" Supporting Plate (back) Block Screw
200180E	14281	Button Spring Screw
200192D	14281	" Pan and Gear Guard Clamping Screw (short), for 261619 ..

No.	Plate	Name
200194H	14281	Button Supporting Plate (back) Screw
200195D	14281	Button Position Slide Spring Bracket Screw
200205F	14287	Tape Hook Stripper Plate Screw..
200212D	14278	Bed Cover Handle Screw, for 261605
200247F	14288	Tape Tension Plate Hinge Screw..
200249F	14278	Button Feeding Crank Roller Screw Stud, for 201843
200268F	14278	Button Feeding Crank Link Hinge Screw
200277H	14285	Tape Drawing Lever Trip Lever Hinge Screw, for Machine No. 511w1
200289D	14288	Tape Tension Block Hinge Screw
200338C	14278	Arm Shaft Bushing (front) Set Screw
200342C	14278	Balance Wheel Position Screw, for 261603
200347C	14278	Balance Wheel Set Screw, for 261603
200347C	14278	Button Tube Bushing Set Screw..
200352C	14285	Tape Hook Bar Bushing (upper) Set Screw
200362C	14278	Bed Shaft Bushing Set Screw
200362C	14278	Button Tube Driving Pulley Set Screw, for 261630 and 261815 ..
200362C	14278	Tape Hook Bar Connecting Link Hinge Stud Set Screw, for 261680
200363C	14281	Hopper Belt Idler Stud Set Screw, for 261602
200363C	14281	Knife Lever Set Screw, for 261654
200364C	14278	Button Ejector Position Screw, for 261684
200374C	14284	Tape Clamping Lever Set Screw, for 261662
200374C	14284	Tape Hook Bar Driving Crank Set Screw, for 261679
200378C	14281	Hopper Rotating Counter Shaft Gear (lower) Set Screw, for 261642
200382C	14293	Tape Spool Rod Center Post Set Screw, for 261704
200383C	14278	Button Feeding Cam Set Screw, for 261753
200383C	14278	Knife Cam Set Screw, for 261650..
200383C	14278	" Lever Spring Adjusting Collar Set Screw, for 261657

No.	Plate	Name
200383c	14278	Speed Reducing Transmitter Gear Shaft Collar Set Screw, for 204246
200383c	14278	Speed Reducing Transmitter Starting Handle Shaft Collar Set Screw, for 204246
200383c	14278	Tape Clamping Cam Set Screw, for 261658 and 261829
200383c	14278	Tape Clamping Finger Spring Adjusting Collar Set Screw, for 261657
200383c	14278	Tape Drawing Crank Bevel Gear Set Screw, for 203242
200383c	14278	Tape Drawing Crank Driving Bevel Gear Set Screw, for 261665
200393c	14278	Bed Shaft Collar Set Screw, for 203250
200393c	14278	Button Feeding Crank Position Collar Set Screw, for 203244
200393c	14278	Knife Lever Shaft Collar Set Screw, for 203244
200403c	14281	Hopper Rotating Counter Shaft Gear (upper) Set Screw, for 261643
200438c	14285	Tape Hook Bar Driving Crank Position Screw, for 261679
200440c	14284	Tape Clamping Lever Position Screw, for 261662
200441c	14284	Tape Drawing Crank Driving Bevel Gear Position Screw, for 261665
200473b	14281	Face Plate Thumb Screw
200516e	14278	Bed Shaft Bearing (back) Screw
200524c	14293	Speed Reducing Transmitter Starting Handle Set Screw, for 261731
200530c	14293	Treadle Pitman Rod Clamp Set Screw, for 204126
200570e	14278	Bed Hinge Connection Screw
200574e	14278	Arm Shaft Bushing (back) Screw
200577h	14281	Button Supporting Plate (front) Screw
200582c	14288	Tape Position Lever Operating Plate Screw
200583h	14281	Button Position Pin Cap Screw, for 261736, 261809 and 261844
200610c	14287	Tape Hook Bar Stop Block Screw
200724c	14293	Bed Frame Wing Screw, for 227096
200731e	14293	Tape Spool Rod Center Thumb Screw, for 261706
200731e	14293	Tape Spool Rod Cone Thumb Screw, for 261707

No.	Plate	Name
200840e	14284	Knife Lever Shaft Oil Packing Stop Screw
200917c	14278	Button Feeding Cam Position Screw, for 261753
200917c	14278	Tape Clamping Cam Position Screw, for 261658 and 261829 ..
200926h	14278	Balance Wheel Adjusting Screw..
201015f	14287	Tape Position Lever Friction Plate Screw
201040d	14281	Button Pan and Gear Guard Clamping Screw (long), for 261619 ..
201102c	14284	Tape Clamping Lever Roller Screw Stud, for 261662
201160e	14281	Button Position Slide Spring Screw Stud, for 261622
201162c	14288	Tape Position Lever Spring Screw Stud
201176e	14288	Knife Cutting Plate Position Plate Screw, for Machine No. 511w2..
201183d	14278	Button Chute Screw
201189c	14278	" Feeding Crank Link Hinge Screw Stud
201215f	14287	Tape Leader Slide Operating Plate Screw
201220c	14284	Knife Cam Position Screw, for 261650
201525e	14278	Button Feeding Crank Roller Screw Stud Nut, for 201843
201526e	14284	Tape Clamping Lever Roller Screw Stud Nut
201528e	14281	Button Position Slide Stop Screw Nut, for 261622
201529h	14278	Button Ejector Position Screw Lock Nut, for 261684
201532c	14278	Button Feeding Crank Link Hinge Screw Nut
201536e	14287	Tape Leader Slide Stop Screw Nut, for 261719
201537h	14287	Tape Leader Slide Operating Plate Adjusting Screw Nut, for 261690 and 261838
201652e	14285	Tape Drawing Lever Connection Adjusting Screw Nut
201822	14278	Button Feeding Crank Roller, for 201843
201843	---	Button Feeding Crank Roller 201822 with 200249f and 201525e
201868	14284	Tape Clamping Lever Roller, for 261662

No.	Plate	Name
202005	14278	Arm Screw Washer
202119	14278	Bed Cover Handle, for 261605
202120	14278	" " Pin, for 261605
202126	14278	" Shaft Bearing (back) Position Pin
202135	14281	Face Plate Position Pin
202135	14281	Knife Stop Pin, for 261654
202254	---	Tape Hook Bar Connecting Link Hinge Stud Oil Packing (wick), for 224341
202258	14279	Bed Hinge Connection
202277	---	Tape Hook Bar Connecting Stud Oil Packing (wick), for 204249 ..
202299	---	Arm Shaft Bushing Oil Packing (wick), for 261714 and 261715 ..
202299	---	Bed Shaft Bearing (back) Oil Packing (wick), for 203248
202299	---	Knife Lever Shaft Oil Packing (wick)
202305	14284	Tape Clamping Finger Shaft Center
202468	14295	Treadle Pitman Rod (lower or upper), for 227980
203060	14287	Tape Leader Slide Spring Hook ..
203172	14285	" Hook Bar Driving Crank Friction Washer
203242	14284	Tape Drawing Crank Bevel Gear with two 200383c
203244	14278	Button Feeding Crank Position Collar with two 200393c
203244	14278	Knife Lever Shaft Collar with two 200393c
203248	14279	Bed Shaft Bearing (back) with 202299
203249	14279	Bed Shaft Bushing (eccentric) ...
203250	14278	" " Collar with two 200393c
204126	14295	Treadle Pitman Rod Clamp with two 200530c, for 227980
204127	14295	Treadle Stand (left) with two wood screws 1 in., No. 13, for 126039 ..
204128	14295	Treadle Stand (right) with two wood screws 1 in., No. 13, for 126039
204235	14278	Arm Position Pin
204246	14293	Speed Reducing Transmitter Gear Shaft Collar with two 200383c, for 261733
204246	14293	Speed Reducing Transmitter Starting Handle Shaft Collar with two 200383c, for 261733

No.	Plate	Name
204249	14285	Tape Hook Bar Connecting Stud with 200072c and 202277
204706	14279	Arm Shaft Connection with four 200054c
204758	14287	Tape Hook Bar Stop Block
204844	14282	Hopper Belt Idler Stud
205508	14285	Tape Drawing Lever Trip Lever Bracket Position Pin, for Machine No. 511w1
206053	14288	Tape Position Lever Spring
206455	14281	Button Position Slide Spring Bracket Position Pin
206482	14281	Button Guide Screw Washer
206482	14281	Tape Leader Guide Plate Screw Washer
206482	14281	Tape Leader Slide Operating Plate Screw Washer
206482	14281	Tape Position Lever Stop Screw Washer
207072	14285	Tape Hook Bar Bushing (lower) ..
208789	14288	" Tension Plate Spring
213010	14277	Arm Shaft
214215	14285	Tape Hook Bar Connecting Link ..
221913	14278	Button Ejector Spring, for Machine No. 511w1
222404	14281	Button Feeding Plate Slide Gib (right) Position Pin
224341	14285	Tape Hook Bar Connecting Link Hinge Stud with 202254, for 261680
224385	14281	Button Feeding Crank Spring Hook
225188	---	Hopper Belt, size $\frac{1}{4}$ in. diam., length 45 $\frac{1}{4}$ in., with 25127
*225483	---	Button Hook Handle, for 261713 ..
*225484	---	Screw Driver Blade, for 225498 ..
*225485	---	" " Handle, for 225498 ..
225498	14292	Screw Driver complete (7 $\frac{1}{4}$ in. long), Nos. 225484 and 225485 ..
225585	14278	Bed Shaft Bearing (front) Screw Washer
225589	14293	Bed Frame Cushion (leather), for 227341
225591	14292	Bed Frame Stop Chain with two 225592, for 227096
225592	14292	Bed Frame Stop Chain Hook, for 225591
225639	14288	Button Ejector Spring, for Machine No. 511w2
227096	---	Bed Frame (iron) complete, Nos. 200724c, 225591 and 227341

Numerical List of Parts

No.	Plate	Name
227341	—	Bed Frame (iron) with four each 225589 and wood screws 1 in., No. 13, for 227096
227980	14295	Treadle Pitman complete, Nos. 204126 and two 202468, for 228192
228192	—	Treadle and Pitman complete, Nos. 126039 and 227980
232995	14294	Speed Reducing Transmitter Driv- ing Pulley with two 436c, for 261733
234043	14285	Tape Hook Bar Bushing (upper) ..
235524	14285	" Drawing Lever Connection Ad- justing Screw Washer
250397	14284	Tape Drawing Crank Bracket Posi- tion Pin
260772	14281	Button Supporting Plate (front) Position Pin
260772	14281	Tape Tension Plate Position Pin ..
*261601	—	Arm
261602	14277	" Cap with two 200363c
261603	14277	Balance Wheel with 200342c and 200347c
*261604	—	Bed, for Machine No. 511w1
261605	14277	" Cover with 200212b, 202119 and two 202120
261606	14277	Bed Shaft
261607	14279	Button Chute
261608	14276	Button Deflector complete, Nos. 261709 and 261710
261609	14291	Button Ejector (obsolete), for Ma- chine No. 511w1
261611	14280	Button Feeding Crank
261612	14280	" " " Link
261613	14281	" " " Spring
261614	14280	" " Plate, for Machine No. 511w1
261615	14280	Button Feeding Plate Slide
261616	14280	" " " " Gib (left)
261617	14280	Button Feeding Plate Slide Gib (right)
261618	14280	Button Guide
261619	—	Button Pan and Gear Guard com- plete, Nos. 200192b, 201040b, 261701 and 261702
261620	14280	Button Position Slide, for 261736 ..
261621	14281	" " " Spring
261622	14280	" " " Bracket with 200047c, 201160E and 201528E

Numerical List of Parts

No.	Plate	Name
261623	14282	Button Sorter, for 261648
261624	14281	" Spring
261625	14282	" Supporting Plate (back) with two 261742, for Machine No. 511w1
261626	14282	Button Supporting Plate (front) ..
Nos. 261627 to 261633, for Machine No. 511w1		
261627	14282	Button Supporting Plate (front) Block
261628	14282	Button Tube
261629	14282	" " Bushing
261630	14282	" " Driving Pulley with two 200362c
261631	14291	Button Tube Extension (obsolete)
261632	14282	" " Sleeve (split)
261633	14282	" " Protecting Plate
261634	14281	" " " Washer
261635	14282	Hopper Ball Bearing with twelve 25362, for Machine No. 511w1 ..
261636	14282	Hopper Ball Bearing Friction Washer
261638	14282	Hopper Belt Idler
261639	14276	" Bracket with 350011b and two 200039E
261640	14282	Hopper Bushing, for 261648
261641	14283	" Rotating Counter Shaft
261642	14283	" " " " Gear (lower) with two 200378c
261643	14283	Hopper Rotating Counter Shaft Gear (upper) with two 200403c ..
261644	14283	Hopper Rotating Gear (lower), for Machine No. 511w1
Nos. 261645 to 261647, for 261648 and 261824		
261645	14283	Hopper Rotating Gear (upper) ..
*261646	—	" Section
*261647	—	" "
261648	14276	Hopper complete, Nos. 200066b, 261623, 261640, 261645 to 261647 and four 200032b, for Machine No. 511w1
261649	14284	Knife, for Machine No. 511w1 ...
261650	14284	" Cam with 200383c and 201220c
261651	14284	" " Follower
261652	14284	" Cutting Plate, for Machine No. 511w1
261653	14283	Knife Cutting Plate Block, for Ma- chine No. 511w1

From the library of: Diamond Needle Corp

No.	Plate	Name
261654	14283	Knife Lever with two each 200363c and 202135
261655	14283	Knife Lever Shaft
261656	14284	" " Spring
261657	14284	" " " Adjusting Collar with two 200383c
261657	14284	Tape Clamping Finger Spring Adjusting Collar with two 200383c
261658	14283	Tape Clamping Cam with 200383c and 200917c, for Machine No. 511w1
261659	14283	Tape Clamping Finger, for Machine No. 511w1
261660	14283	Tape Clamping Finger Shaft
261661	14284	" " " Spring
261662	14283	" " " Lever with 200374c, 200440c, 201102c and 201868
261663	14283	Tape Drawing Crank
261664	14283	" " " Bracket
261665	14284	" " " Driving Bevel Gear with 200383c and 200441c ..
261666	14286	Tape Drawing Lever, for Machine No. 511w1
261667	14286	Tape Drawing Lever Connection (crank end), for 261669
261668	14286	Tape Drawing Lever Connection (lever end), for 261669
261669	—	Tape Drawing Lever Connection complete. Nos. 261667, 261668 and two 200064r
Nos. 261670 to 261673, for Machine No. 511w1		
261670	14286	Tape Drawing Lever Trip Lever
261671	14286	" " " " " " Bracket
261672	14285	Tape Drawing Lever Trip Lever Spring
261673	14291	Tape Drawing Slide with 261752 and two 261751 (obsolete)
261674	14286	Tape Drawing Slide Gib
261675	14286	" " " " Spring ..
261676	14285	" Hook, for Machine No. 511w1
261677	14285	" " Bar
261679	14286	" " " Driving Crank with 200374c and 200438c, for 261680..
261680	—	Tape Hook Bar Driving Crank 261679 with 200362c and 224341
261681	14286	Tape Hook Bar Sleeve
261682	14287	" " " Spring

No.	Plate	Name
261683	14287	Tape Hook Holder with 200068u and two 200125r, for Machine No. 511w1
261684	14286	Tape Hook Stripper Plate with 200364c and 201529u
261685	14287	Tape Leader, for Machine No. 511w1
261686	14287	Tape Leader Guide Plate
261687	14286	" " Slide
261688	14287	" " " Guide Block
261689	14287	" " " Operating Lever ..
261690	14287	" " " Plate with 200055c and 201537u, for Machine No. 511w1
261691	14287	Tape Leader Slide Spring
261692	14291	" Position Lever (obsolete), for Machine No. 511w1
261693	14287	Tape Position Lever Friction Plate, for Machine No. 511w1
261694	14287	Tape Position Lever Operating Plate
261695	14287	Tape Position Lever Operating Plate Position Pin (long)
261696	14287	Tape Position Lever Operating Plate Position Pin (short)
261697	14288	Tape Tension Block
261698	14288	" " " Spring
261699	14286	" " Plate
261700	14277	Face Plate
261701	14276	Button Pan and Gear Guard Section (left), for 261619
261702	14276	Button Pan and Gear Guard Section (right), for 261619
Nos. 261703 to 261707, for 261708		
261703	14292	Tape Spool Rod
261704	14292	" " " Base with 200382c and three wood screws 1 in., No. 10
261705	14293	Tape Spool Rod Center
261706	14292	" " " " Post with 200731e
261707	14292	Tape Spool Rod Cone with 200731e
261708	—	Tape Spool Holder complete, Nos. 261703 and two each 261704 to 261707
261709	14276	Button Deflector, for 261608
261710	14276	" " Support with 200125r, for 261608

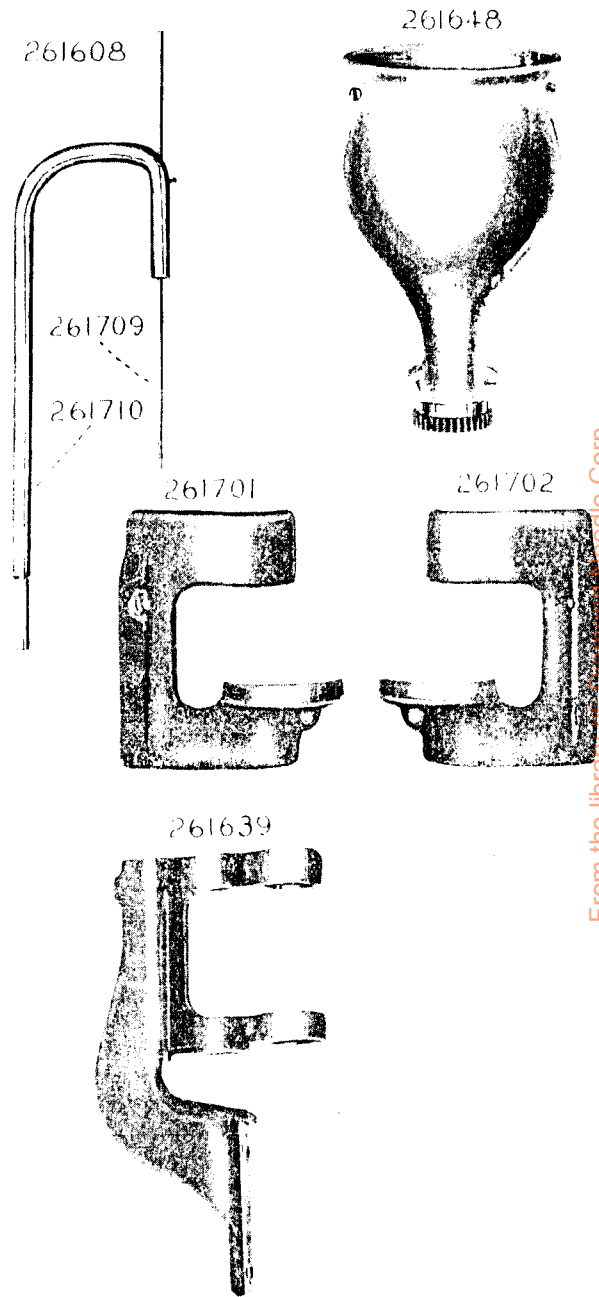
No.	Plate	Name
261711	14279	Bed Shaft Bearing (front)
*261712	—	Button Hook Blade, for 261713 ..
261713	14292	Button Hook complete, Nos. 225483 and 261712
261714	14279	Arm Shaft Bushing (back) with 202299
261715	14279	Arm Shaft Bushing (front) with 202299
261716	14282	Button Tube Washer, for Machine No. 511w1
261719	14287	Tape Leader Slide Stop Screw Bracket with 200081c and 201536e
Nos. 261720 to 261729, for 261733		
261720	14295	Speed Reducing Transmitter Driving Pulley Shaft
261721	14294	Speed Reducing Transmitter Frame
261722	14295	" " " Gear with two 436c
261723	14295	Speed Reducing Transmitter Gear Driving Pinion with two 436c ..
261724	14294	Speed Reducing Transmitter Gear Guard (lower half)
261725	14294	Speed Reducing Transmitter Gear Guard (upper half)
261726	14295	Speed Reducing Transmitter Gear Shaft
261727	14295	Speed Reducing Transmitter Pulley (loose) with 261730
261728	14295	Speed Reducing Transmitter Pulley Driving Collar with 261730 and two 436c
261729	14295	Speed Reducing Transmitter Pulley Driving Collar Spring
261730	14295	Speed Reducing Transmitter Pulley Driving Stud, for 261727 and 261728
261731	14294	Speed Reducing Transmitter Starting Handle with two 200524c, for 261733
261732	14295	Speed Reducing Transmitter Starting Handle Shaft, for 261733 ..
261733	—	Speed Reducing Transmitter complete, Nos. 232995, 261720 to 261729, 261731, 261732, three 204246, four 200024c and three wood screws 1½ in., No. 15
261734	14281	Button Position Pin, for 261736 ...
261735	14281	" " " Cap, for 261736

No.	Plate	Name
261736	—	Button Position Slide 261620 with 261735, two each 200583u and 261734, for 20 and 22 ligne buttons, for Machine No. 511w1 ..
261737	14281	Button Supporting Plate (back) Block (left)
261738	14281	Button Supporting Plate (back) Block (right)
261739	14285	Tape Drawing Lever Cap Screw Washer
261740	14285	Tape Drawing Lever Connection Adjusting Screw Sleeve
261741	14288	Tape Position Lever Stop (adjustable)
261742	14281	Button Feeding Plate Guide Pin, for 261625 and 261811
261745	14279	Button Ejecter, for Machine No. 511w1
261746	14282	Button Tube Extension, for Machine No. 511w1
261747	14281	Button Tube Extension Stop
261748	14281	Hopper Bracket Spacing Washer..
261749	14286	Tape Drawing Slide with 261752 and two 261751, for Machine No. 511w1
261750	14286	Tape Position Lever, for Machine No. 511w1
261751	14285	Tape Drawing Slide Plate Pin, for 261749 and 261850
261752	14285	Tape Drawing Slide Plate, for 261749
261753	14289	Button Feeding Cam with 200383c and 200917c
Nos. 261801 to 261852, for Machine No. 511w2		
261801	14291	Button Ejecter (obsolete)
261803	14289	Button Feeding Plate
261804	14289	" " " Slide Gib (left) Shim
261805	14289	Button Feeding Plate Slide Gib (right) Shim
Nos. 261806 to 261808, for 261809		
261806	14288	Button Position Pin; also for 261844
261807	14288	" " " Cap
261808	14289	" " " Slide
261809	—	" " " 261808 with 261807, two each 200583u and 261806, for 23 and 24 ligne agate and 24 ligne bone buttons

No.	Plate	Name
261810	14289	Button Sorter, for 261824
261811	14289	" Supporting Plate (back) with two 261742
261812	14289	Button Supporting Plate (front) Block
261813	14289	Button Tube
261814	14289	" " Bushing
261815	14289	" " Driving Pulley with two 200362c
261816	14291	Button Tube Extension (obsolete)
261817	14289	" " " Sleeve (split)
261818	14291	" " Protecting Plate (ob- solete)
261819	14290	Button Tube Washer
261820	14290	Hopper Ball Bearing with twelve 25362
261821	14290	Hopper Ball Bearing Friction Washer
261822	14290	Hopper Bushing, for 261824
261823	14290	" Rotating Gear (lower)
261824	—	Hopper complete, Nos. 200066d, 261645 to 261647, 261810, 261822 and four 200032d
261825	14288	Knife
261826	14288	" Cutting Plate, for tape 2½ in. long
261827	14290	Knife Cutting Plate Block
261828	14288	" " " Position Plate
261829	14290	Tape Clamping Cam with 200383c and 200917c
261830	14290	Tape Clamping Finger
261831	14290	" Drawing Lever
261832	14291	" " " Trip Lever (ob- solete)
261833	14291	Tape Drawing Slide with 261852 and two 261751 (obsolete)
261834	14288	Tape Hook
261835	14288	" " Holder with 200068h and two 200125F
261836	14288	Tape Leader
261837	14290	" " Slide
261838	14288	" " " Operating Plate with 200055c and 201537h
261839	14291	Tape Position Lever (obsolete) ..
261840	14288	" " " Friction Plate
*261841	—	Bed
261842	14288	Button Position Pin Cap, for 261844
261843	—	" " Slide, for 261844 ..

No.	Plate	Name
261844	14289	Button Position Slide 261843 with 261842, two each 200583h and 261806, for 23 ligne bone buttons
261845	14288	Knife Cutting Plate, for tapes 2 and 2½ in. long
261846	14289	Button Ejector with 261847 and two 200126F
261847	14288	Button Ejector Adjustable Stop, for 261846
261848	14289	Button Tube Extension
261849	14289	" " Protecting Plate
261850	14290	Tape Drawing Slide with 261852 and two 261751
261851	14290	Tape Position Lever
261852	14288	" Drawing Slide Plate, for 261850
350011D	14278	Button Deflector Support Thumb Screw, for 261639
350103E	14285	Tape Drawing Lever Connection Adjusting Screw

**ILLUSTRATIONS OF PARTS
FOR
MACHINES
Nos. 511w1 and 511w2**



From the library of: Diamond Needle Corp

PLATE 14277—ONE-FOURTH SIZE

261606 213010

261602

261700

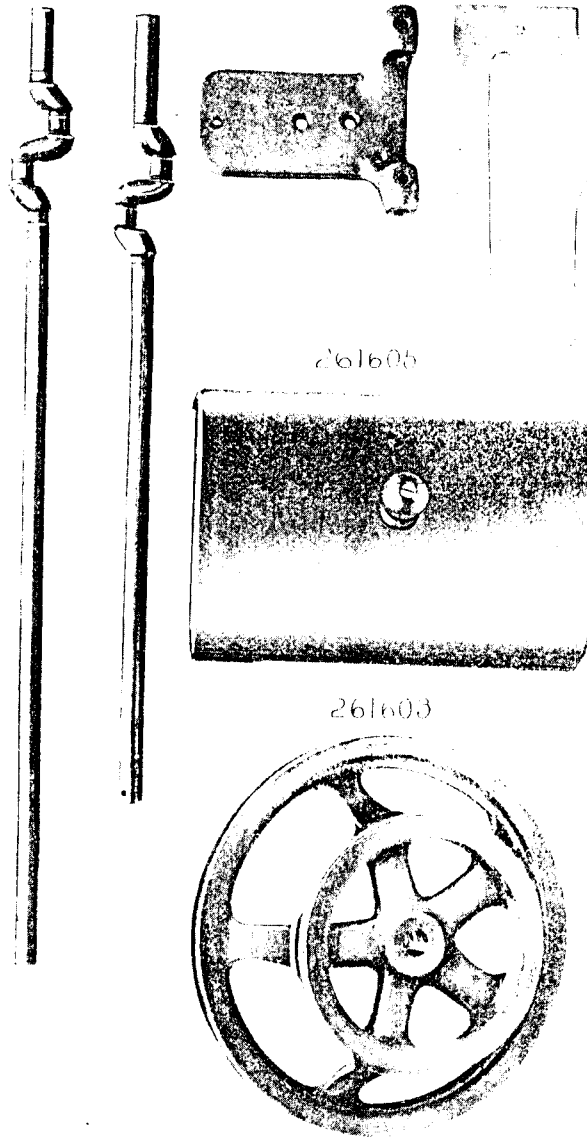


PLATE 14278—FULL SIZE

200047

200010

202005

200926

204235

200516

203250

202119

200574

200383

200338

200006

200268

200054

200212

201532

200342

200362

201525

200347

201633

201189

202120

200125

200249

201822

200570

202126

940

350011


203244

200393

225585

201529

200364



From the library of: Diamond Needle Corp

PLATE 14279—ONE-HALF SIZE

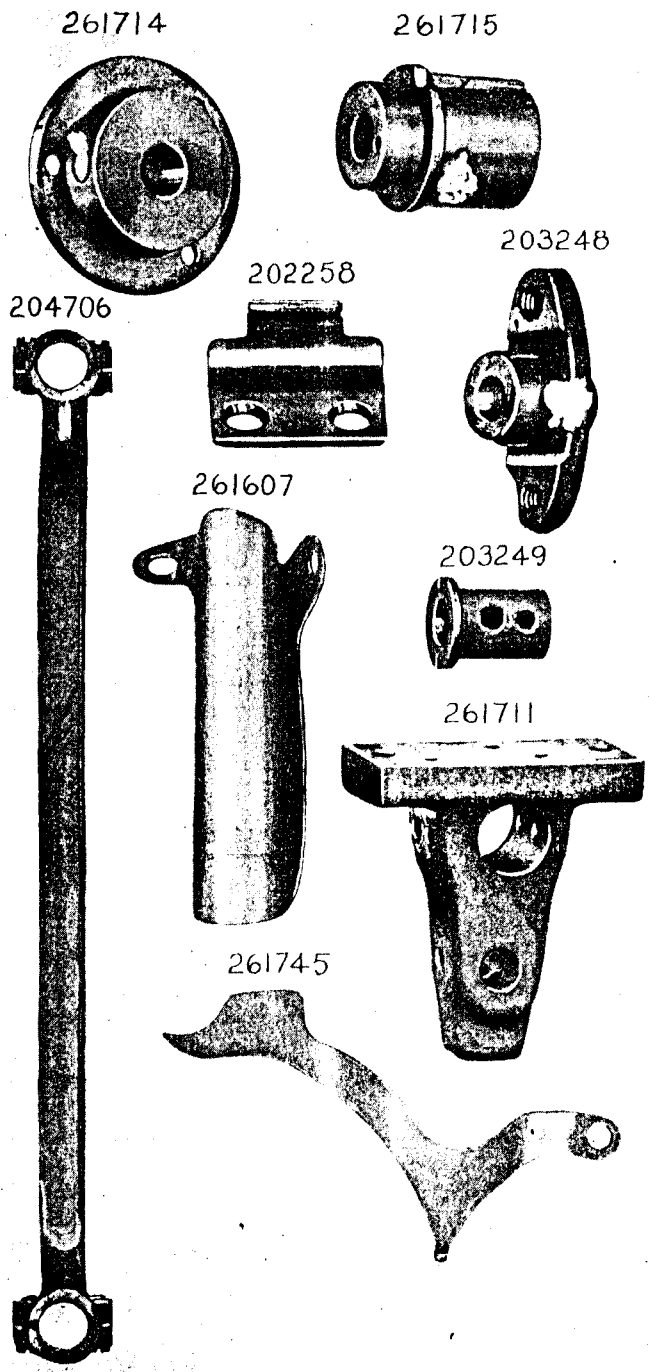
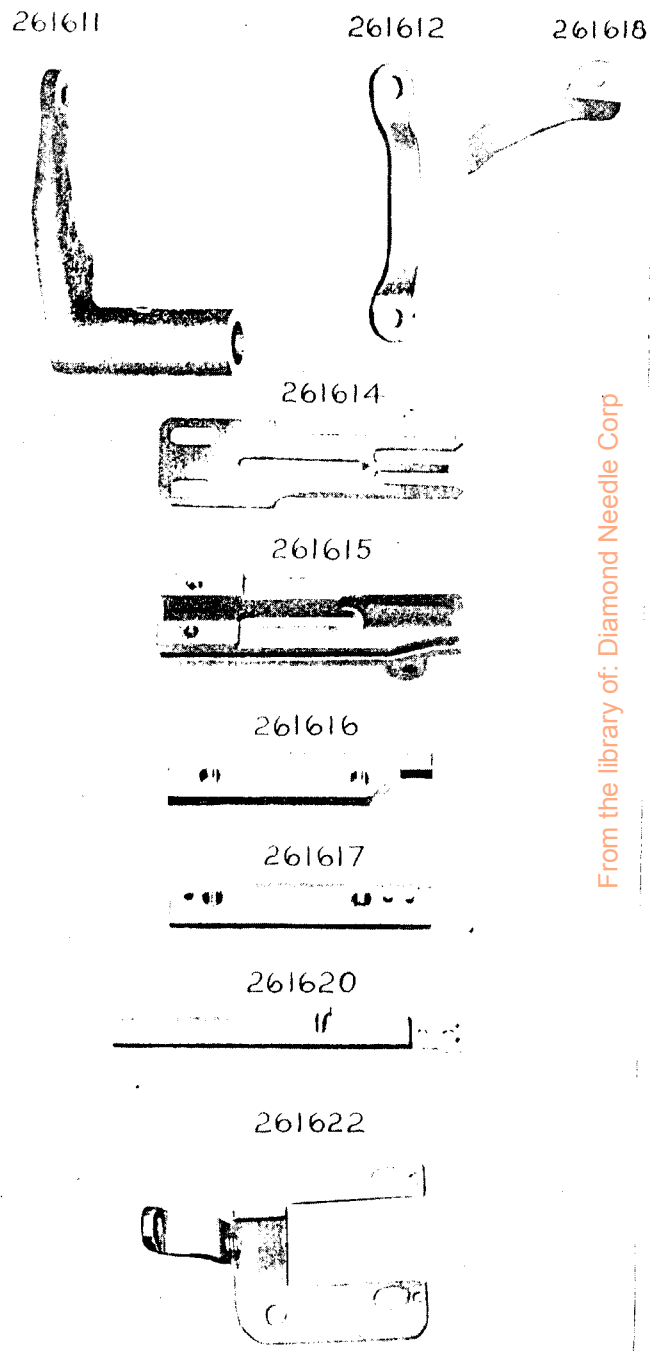


PLATE 14280—ONE-HALF SIZE



From the library of: Diamond Needle Corp

PLATE 14281—FULL SIZE

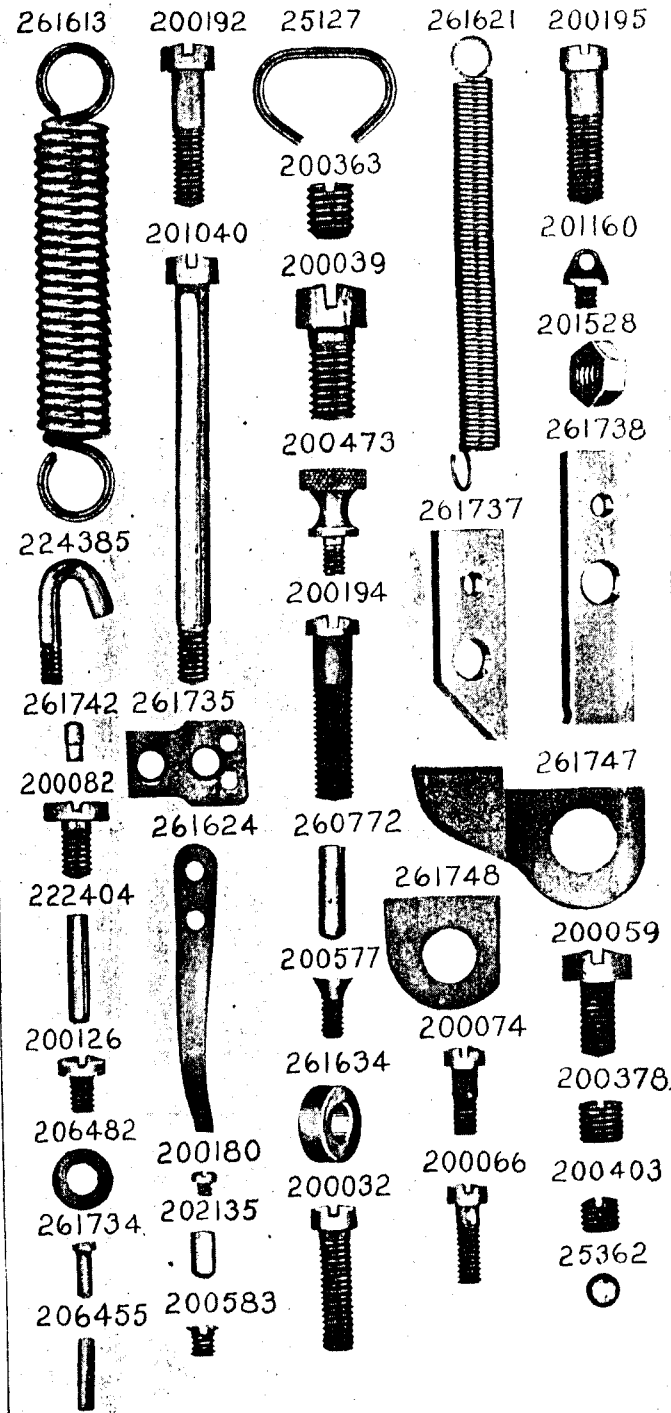
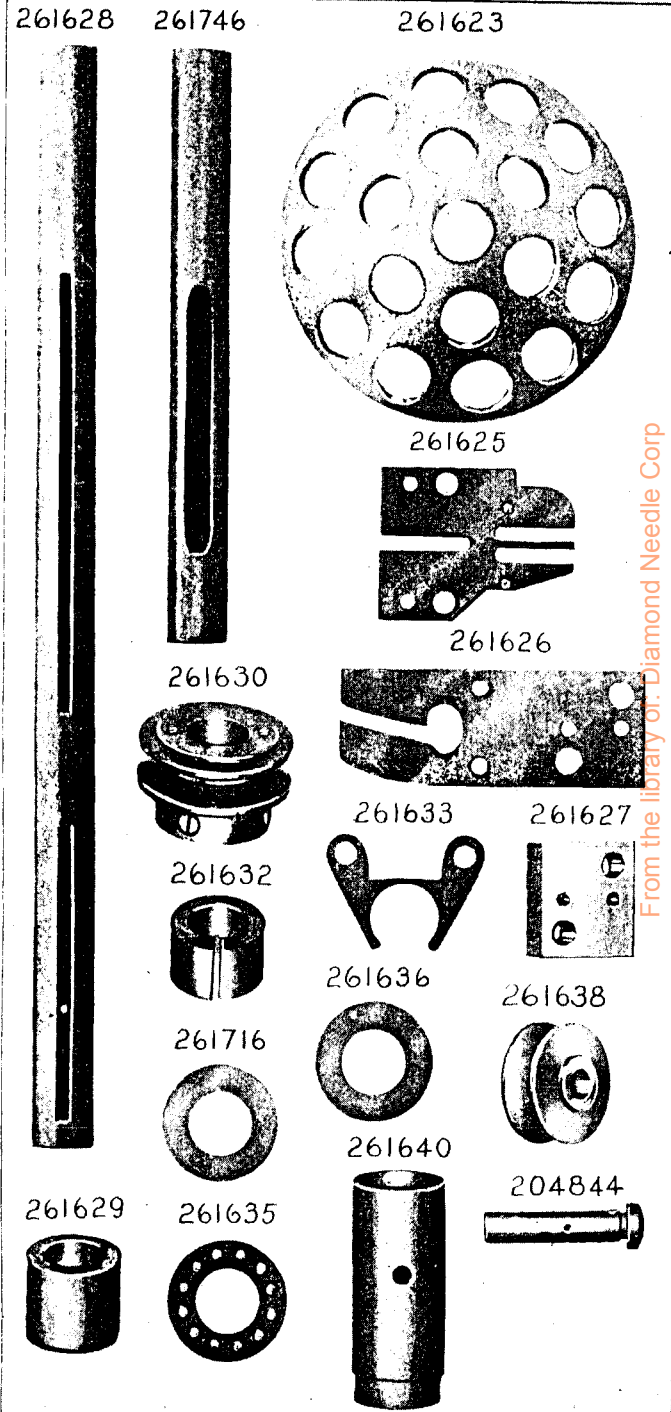


PLATE 14282—ONE-HALF SIZE



From the library of Diamond Needle Corp

PLATE 14283—ONE-HALF SIZE

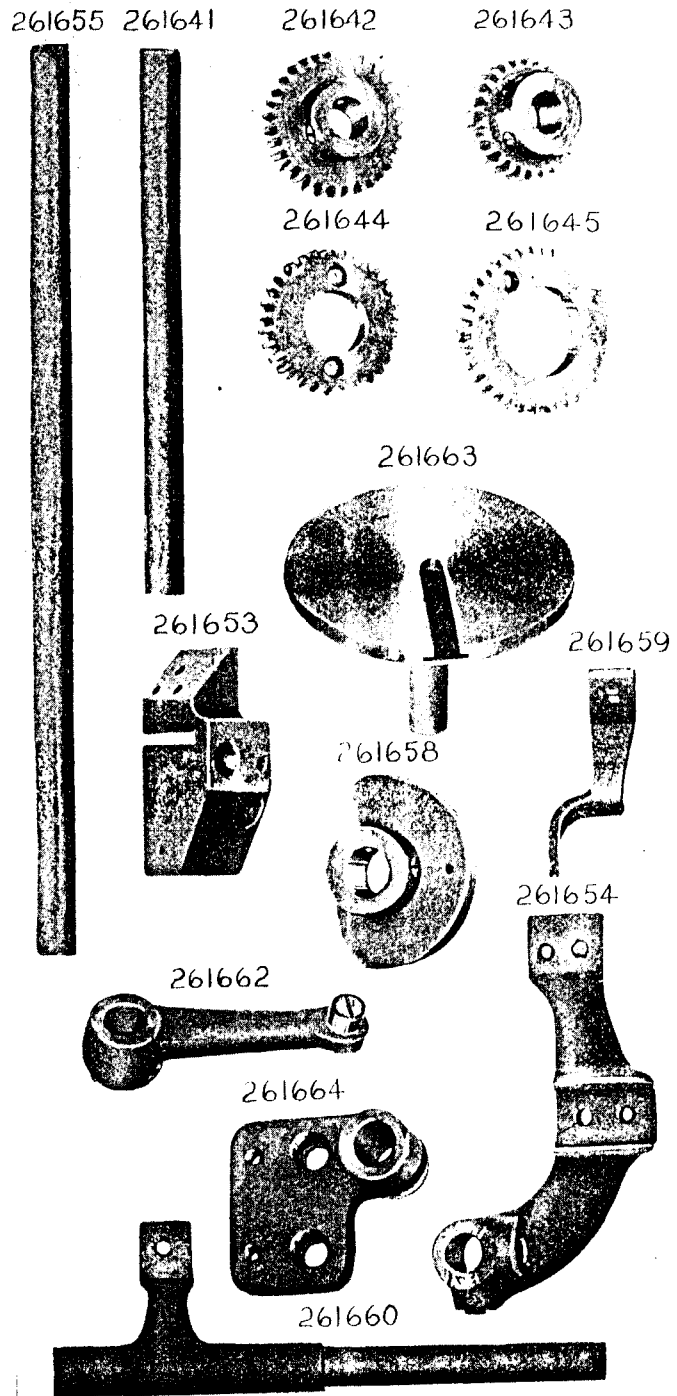
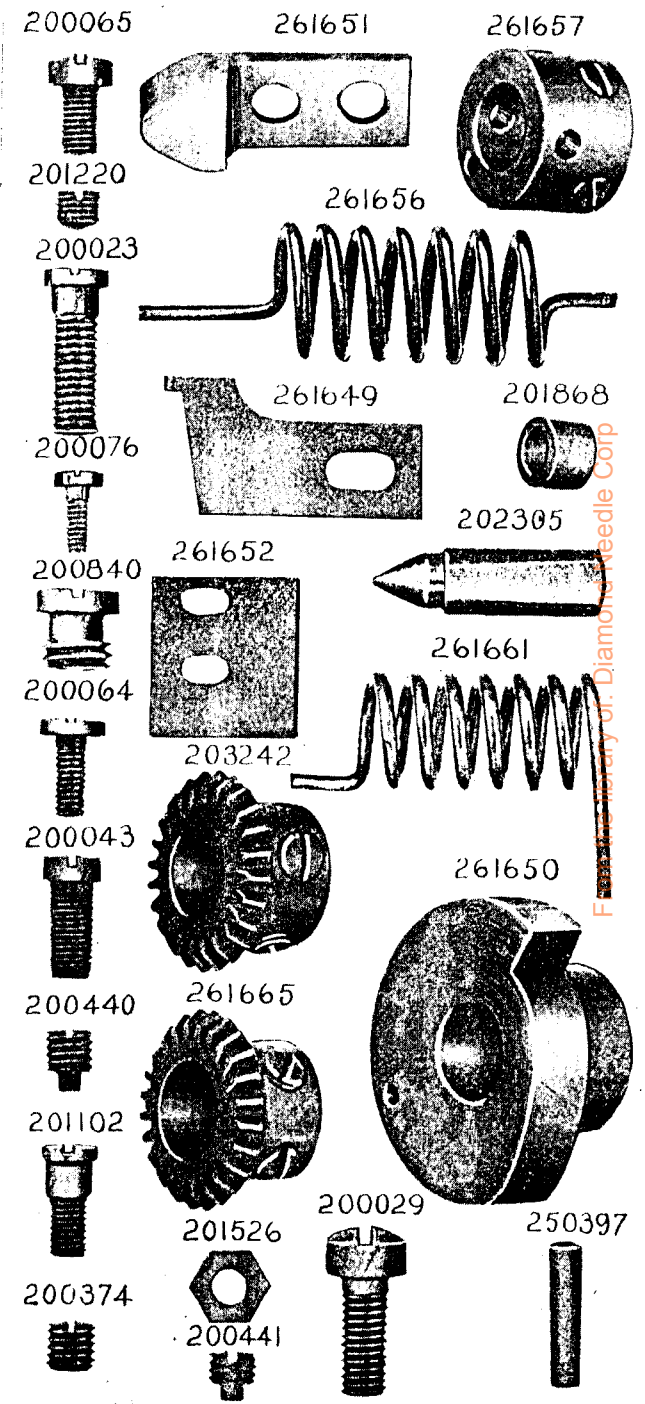


PLATE 14284—FULL SIZE



Furnished by Dr. Diamond Needle Corp.

PLATE 14285—FULL SIZE

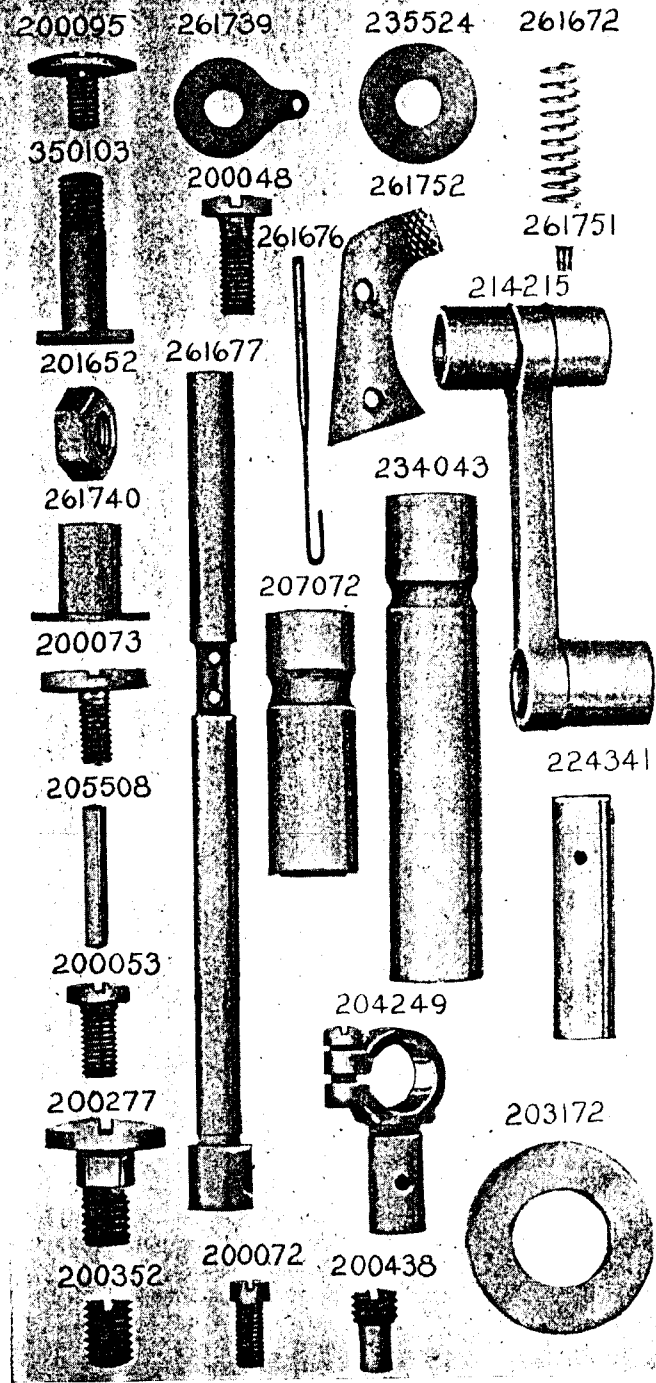
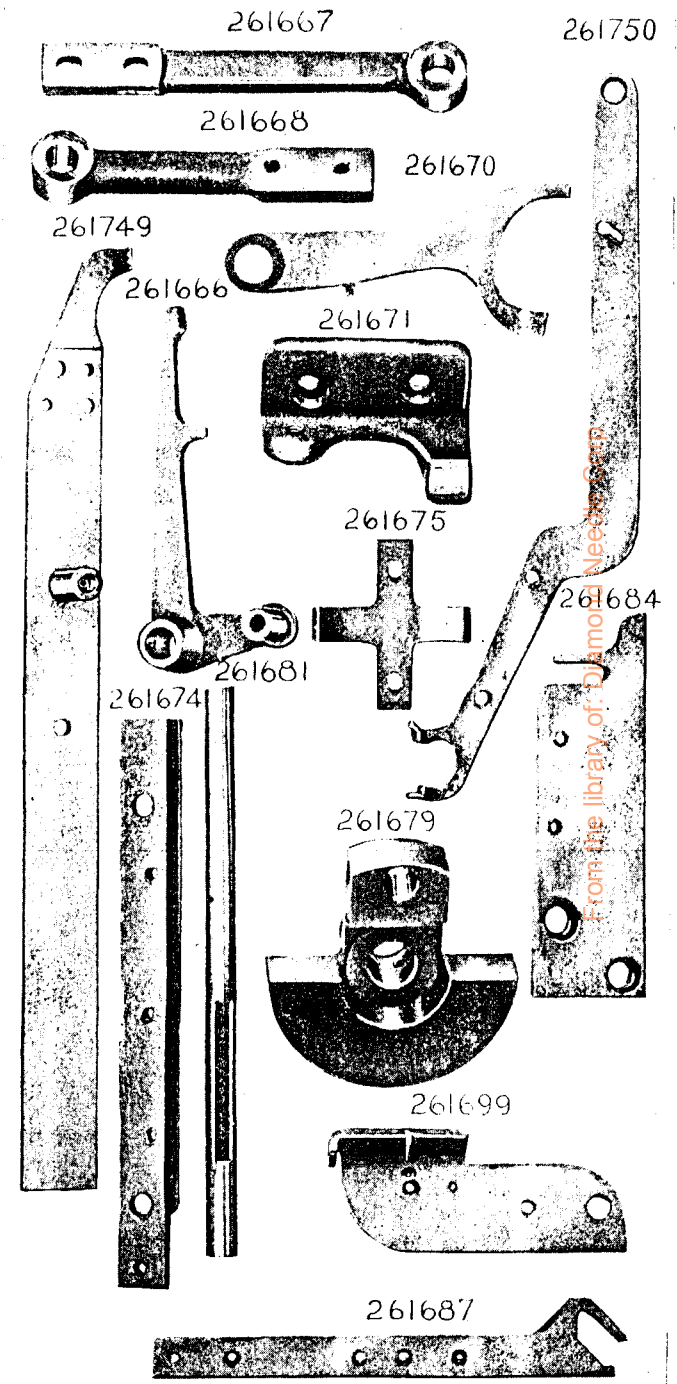


PLATE 14286—ONE-HALF SIZE



from the library of: [Diamond Needle Co.](http://www.diamondneedle.com)

PLATE 14287—FULL SIZE

261682 204758 200610 200205 261686

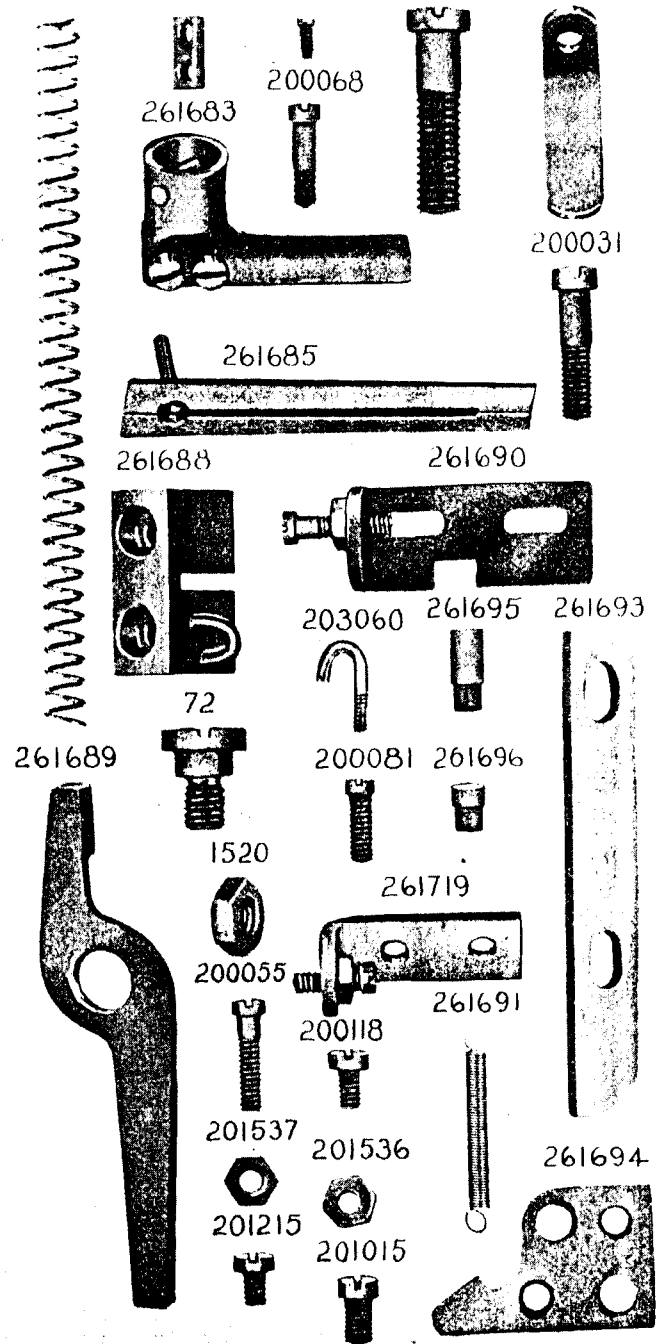
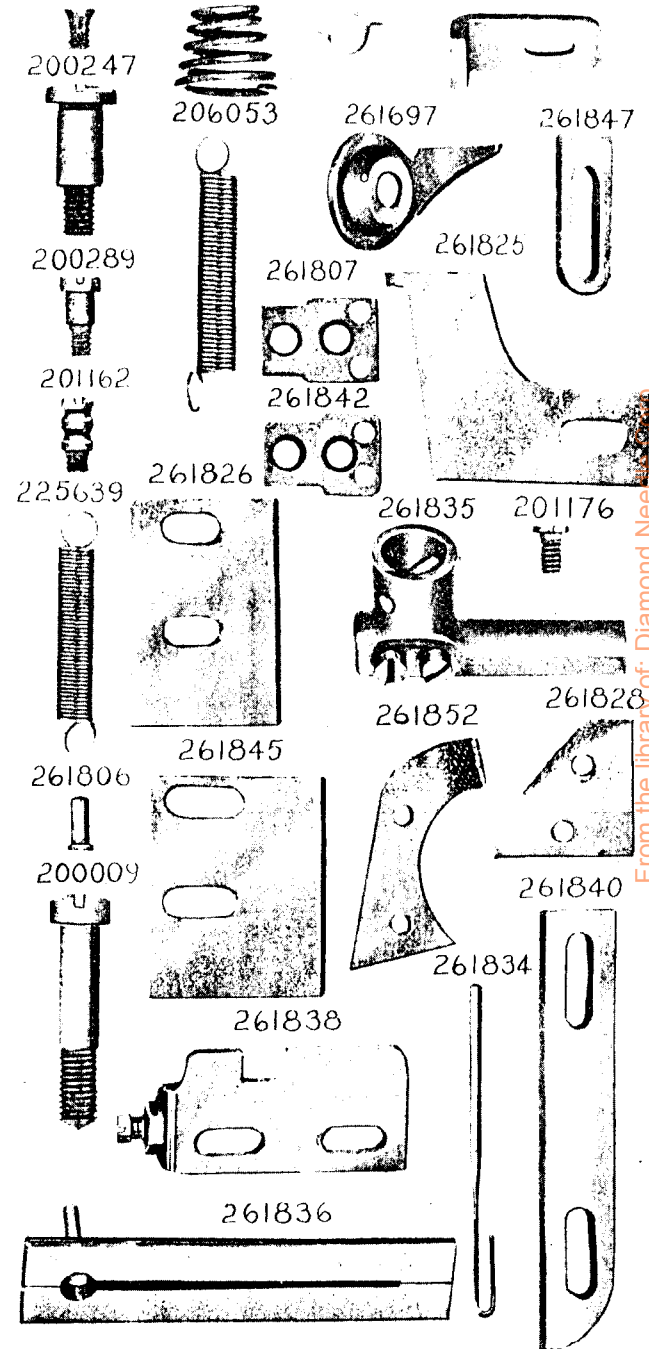


PLATE 14288—FULL SIZE

200582 208789 261698 261741



From the library of: Diamond Needles Corp

PLATE 14289—ONE-HALF SIZE

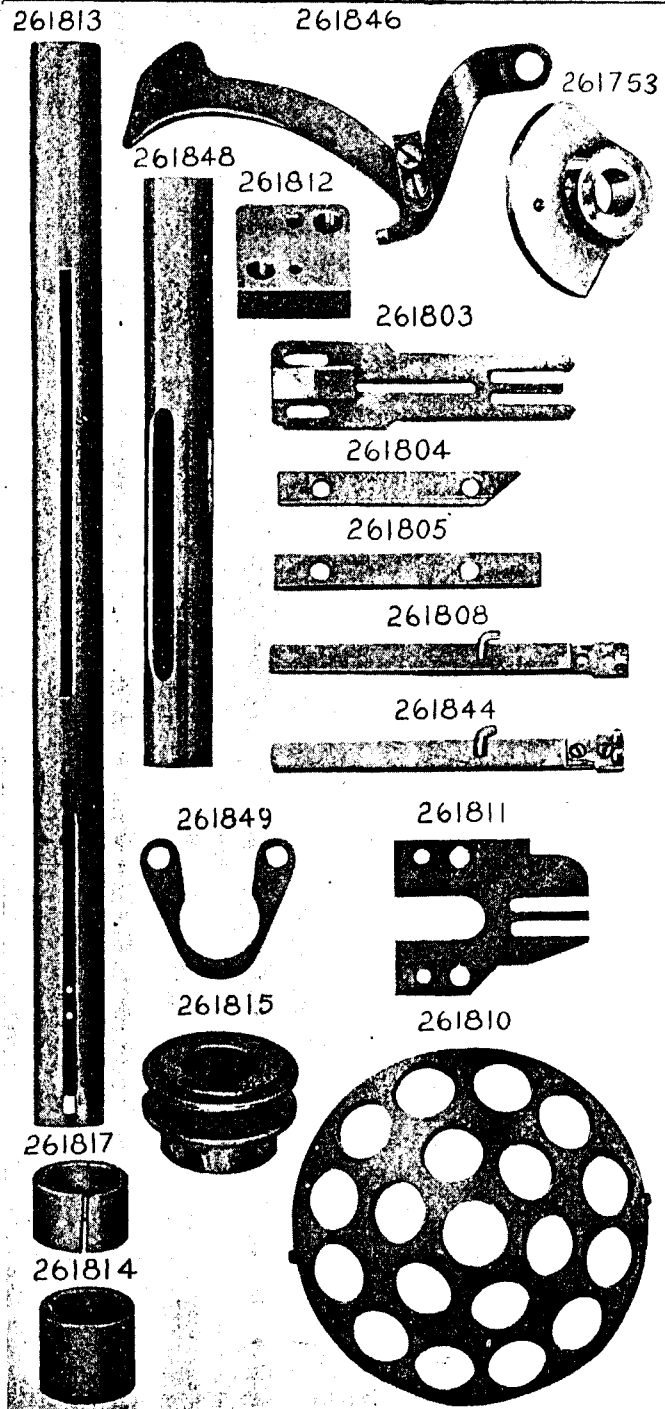


PLATE 14290—ONE-HALF SIZE

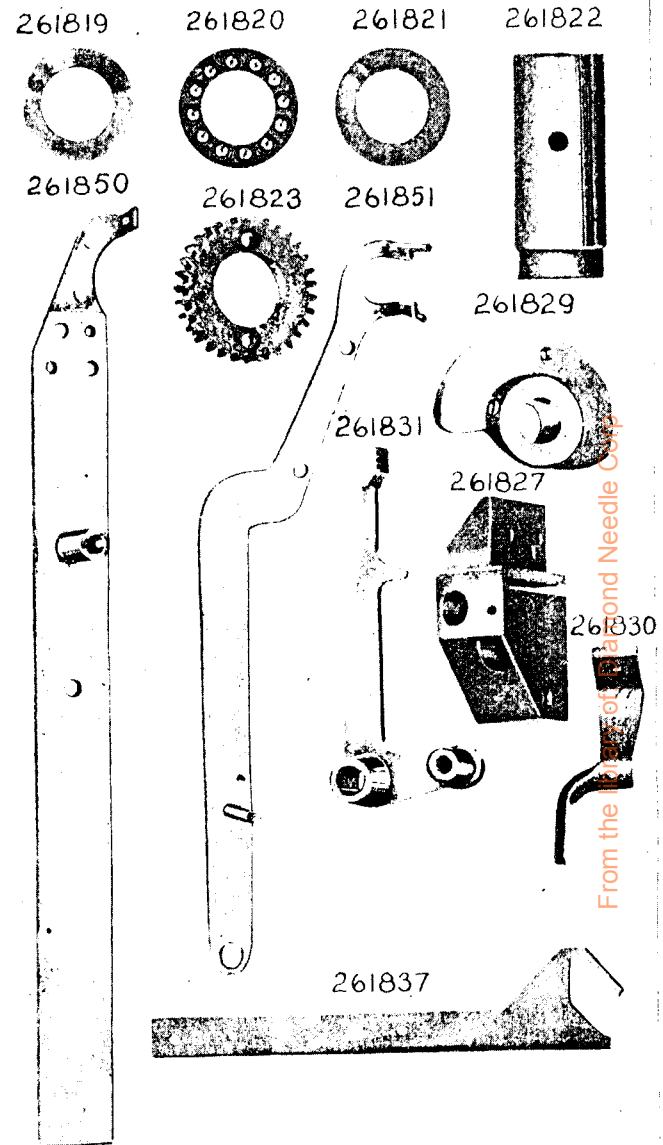


PLATE 14291—ONE-HALF SIZE

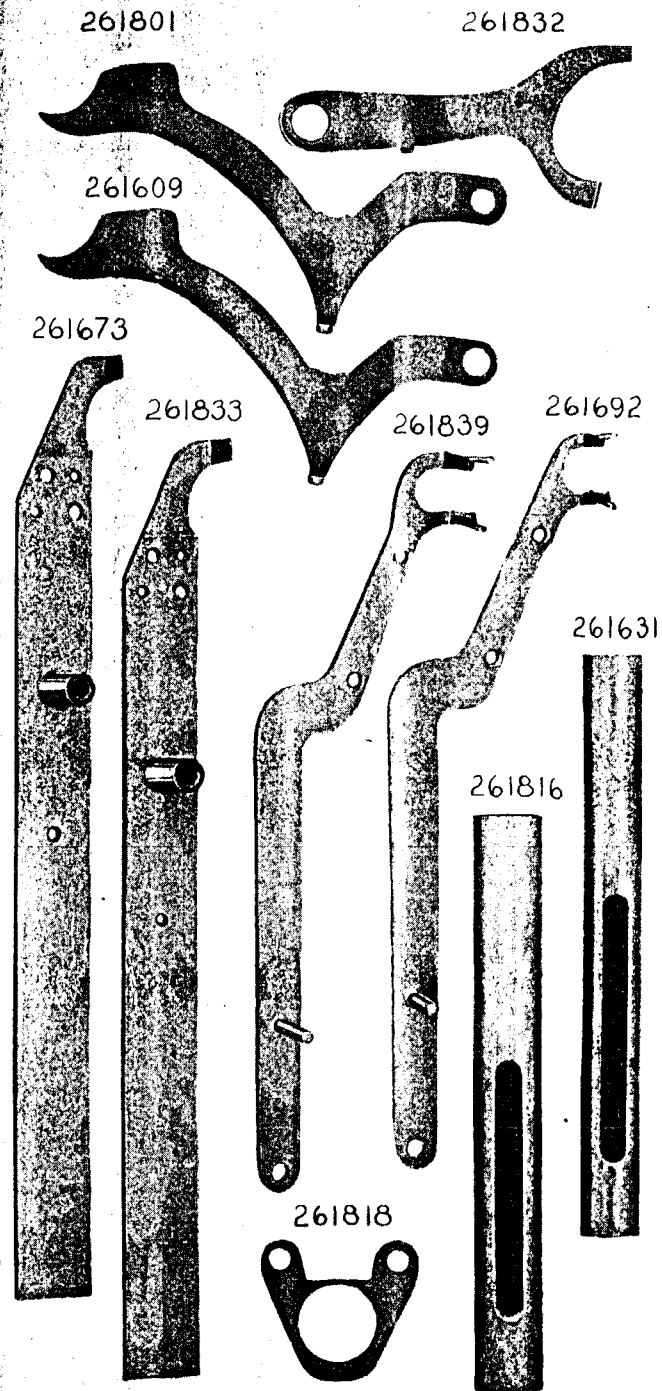
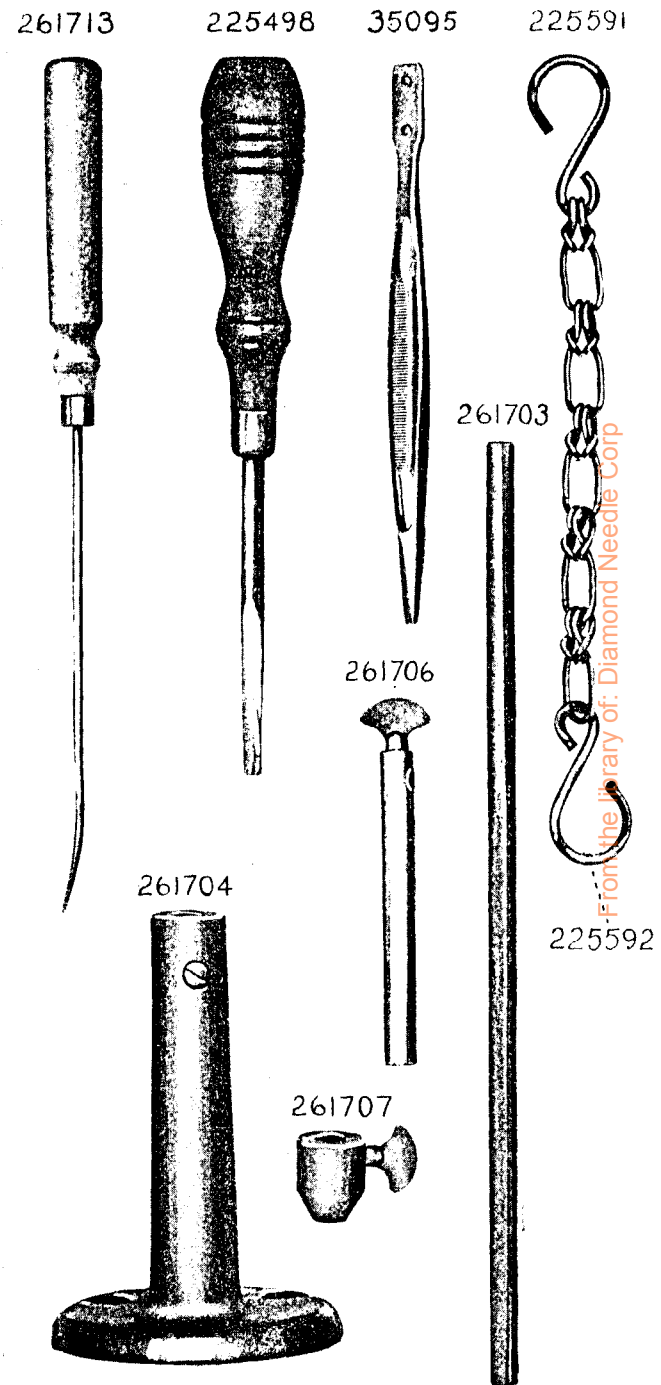


PLATE 14292—ONE-HALF SIZE



From the Library of: Diamond Needle Corp

PLATE 14293—FULL SIZE

225589



200024



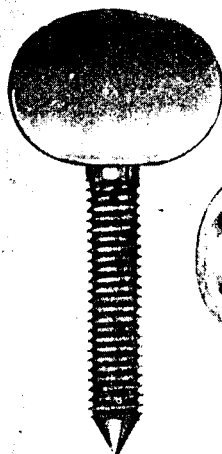
200731



261705



200724



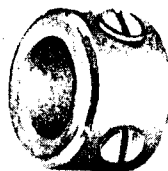
200530



436



204246



134



200524




200382

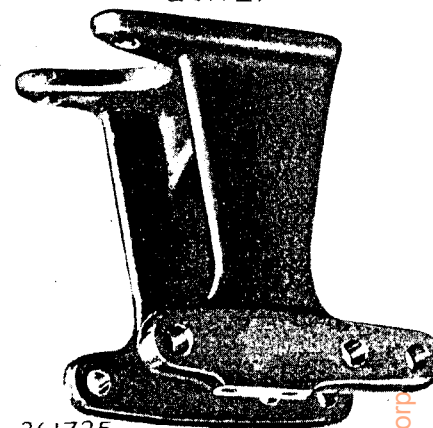


PLATE 14294—ONE-FOURTH SIZE

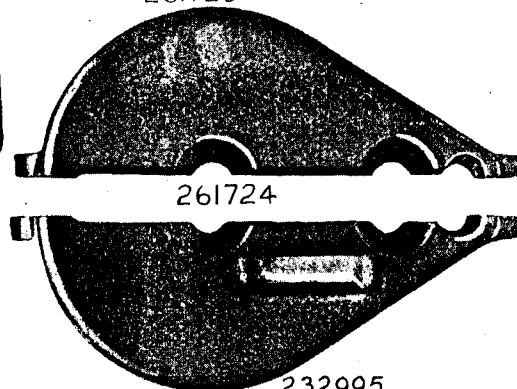
261731



261721




261725



261724

232995




From the library of: Diamond Needle Corp.

PLATE 14295—ONE-FOURTH SIZE

261723



261727



261729




227980

202468



261726




261732



261728




261720




204126

261722


261730



204127



204128



126036

126037

126038

